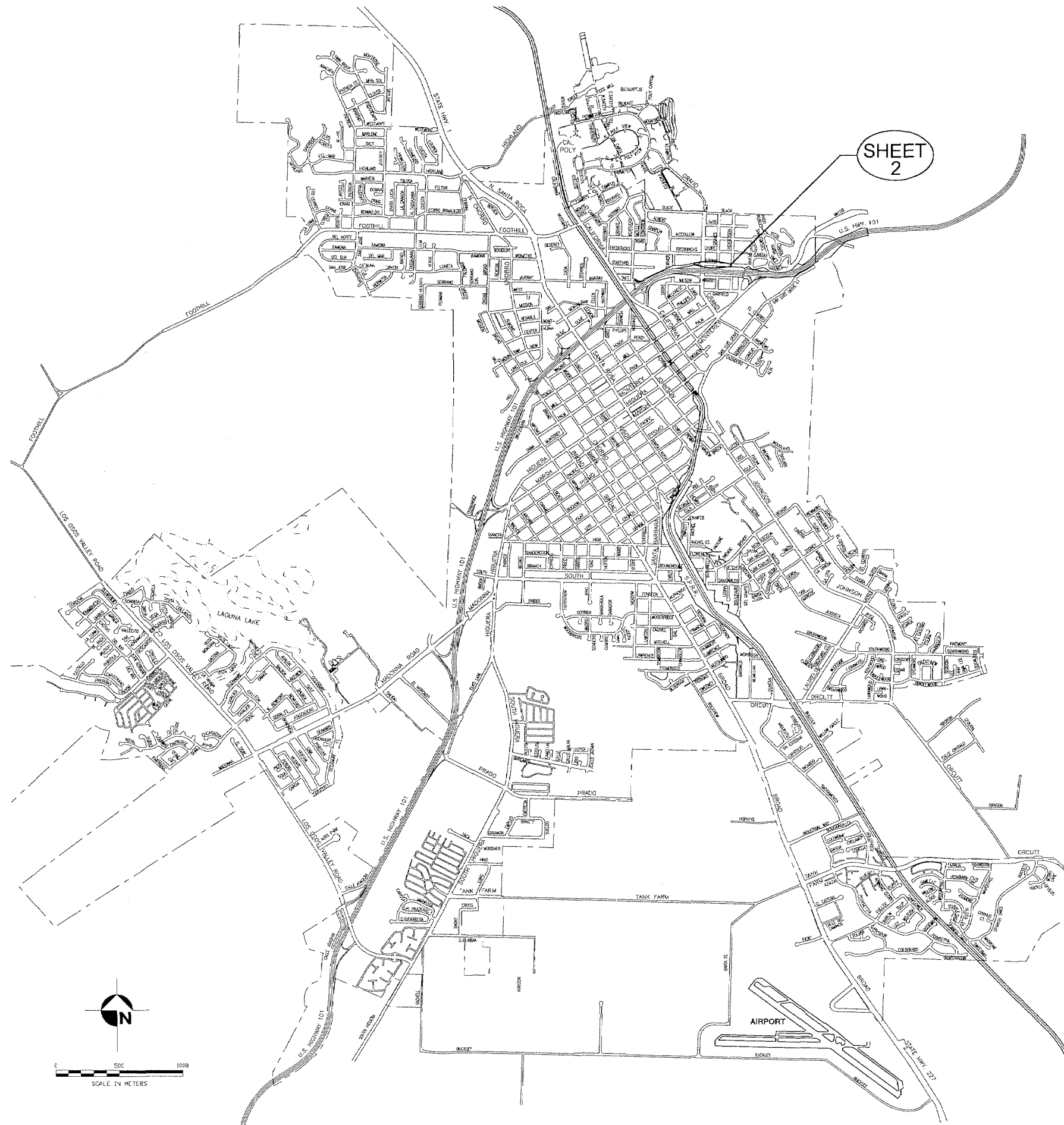


# general notes

1. IT SHALL BE THE RESPONSIBILITY OF THE CONTRACTOR OR PERMITEE TO CONTACT "UNDERGROUND SERVICE ALERT U.S.A." TOLL FREE AT 1-800-227-2600 FORTY-EIGHT (48) HOURS PRIOR TO START OF CONSTRUCTION, FOR LOCATION OF POWER, TELEPHONE, OIL AND NATURAL GAS UNDERGROUND FACILITIES. CONTRACTOR OR PERMITEE SHALL ALSO CONTACT THE APPROPRIATE AGENCY FOR THE LOCATION OF CABLE T.V., WATER, SEWER, DRAINAGE OR UNDERGROUND FACILITIES.
2. THE CONTRACTOR SHALL POSSESS A CLASS "A" LICENSE AT THE TIME THE CONTRACT IS AWARDED.
3. CONTRACTOR SHALL VERIFY DEPTH & LOCATION, OF ALL CROSSINGS PRIOR TO LAYING PIPE SO THAT PIPE ALIGNMENT AND GRADE CAN BE ADJUSTED AS NEEDED.
4. CONTRACTOR SHALL VERIFY DEPTH, LOCATION, SIZE OF AND MATERIAL OF PIPE AT ALL TIE-INS. WATERLINE ALIGNMENT AND GRADE SHALL BE ADJUSTED AS NEEDED BASED ON THE FINDINGS. CONTRACTOR SHALL PROVIDE ALL THE NECESSARY PIPE, FITTINGS ADAPTERS, THRUST BLOCKS AS NEEDED TO ACCOMPLISH THE TIE-IN.
5. CONTRACTOR MAY PROVIDE TEMPORARY BLOW-OFFS, CONNECTIONS, VALVES, ETC. AS NEEDED TO FACILITATE TESTING, DESINFECTING AND FLUSHING OF NEW PIPELINE.
6. SEWER LATERALS EXIST WHICH ARE NOT SHOWN ON THESE PLANS. CONTRACTOR TO PROCEED WITH CAUTION WHEN TRENCHING AND SHALL HAVE THE NECESSARY MATERIALS ON HAND TO FIX LATERALS IF DAMAGED.


## M<sup>etric</sup> datum:

VERTICAL CONTROL: BENCHMARK NO.(S) 87, 88 & S-22 AS PUBLISHED IN THE CITY OF SAN LUIS OBISPO 2001 BENCHMARK SYSTEM. THE CITY'S BENCHMARK SYSTEM IS BASED UPON THE NAVD 1988 DATUM



# index to plans

sheet no.	description
1	Cover Street
2	Loomis Street

 **city of**  
**san luis obispo**  
*san luis obispo county, california*

## WATERLINE IMPROVEMENT PROJECT

Loomis St. from Grand Ave. - Graves Ave.

**SPECIFICATION NO.** 90303

**APPROVED BY**

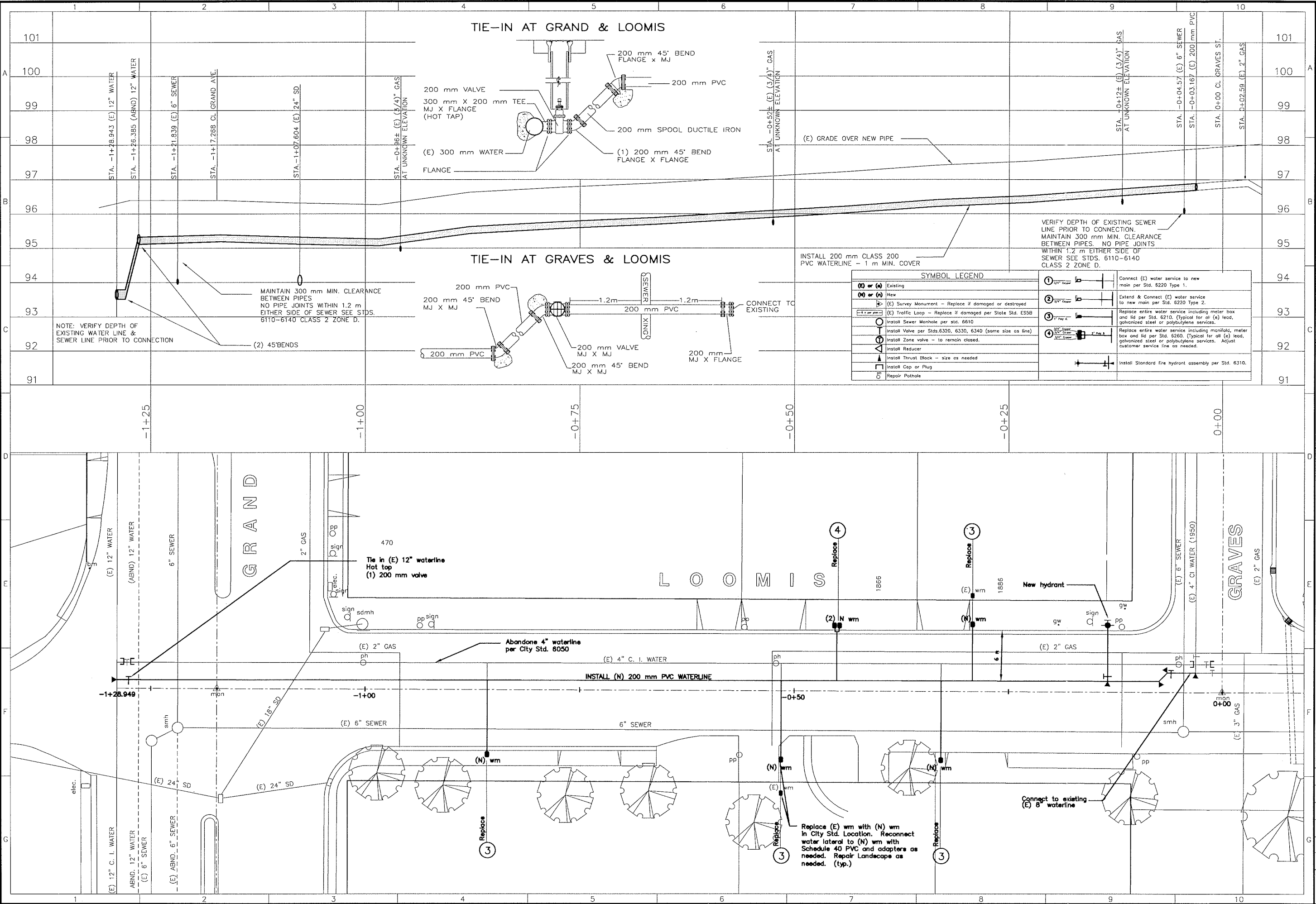
Barbara Lynch  
City Engineer

R.C.E. 53418

DATE  
SEPT. 2001

FILE NO./LOCATION  
90303

SHEET  
1 OF 2



**CITY OF**  
**san luis obispo**

Drawn By & Date  
Record Drawing

Drawn By & Date  
H: 1-400  
V: SCALE

PROJECT TITLE:  
**WATERLINE IMPROVEMENT PROJECT**

SHEET TITLE:  
**LOOMIS STREET  
GRAND STREET - GRAVES STREET**

DESIGNED BY:  
JAV

DRAWN BY:  
SR

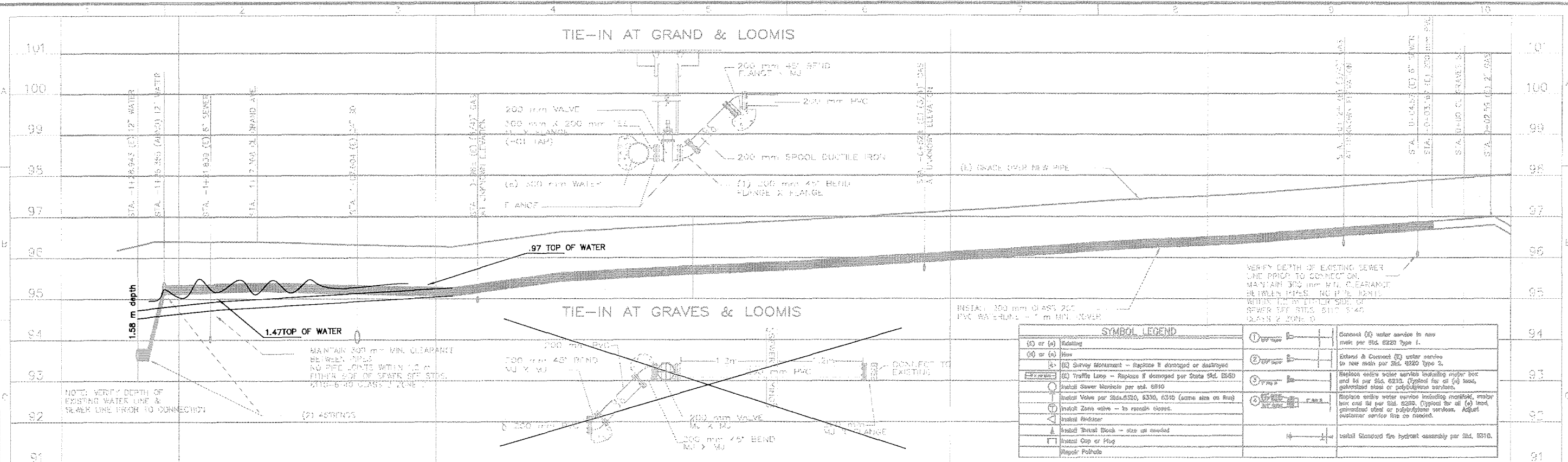
CHECKED BY:  
JAV

APPROVED BY:  
BL

DATE:  
09/14/01


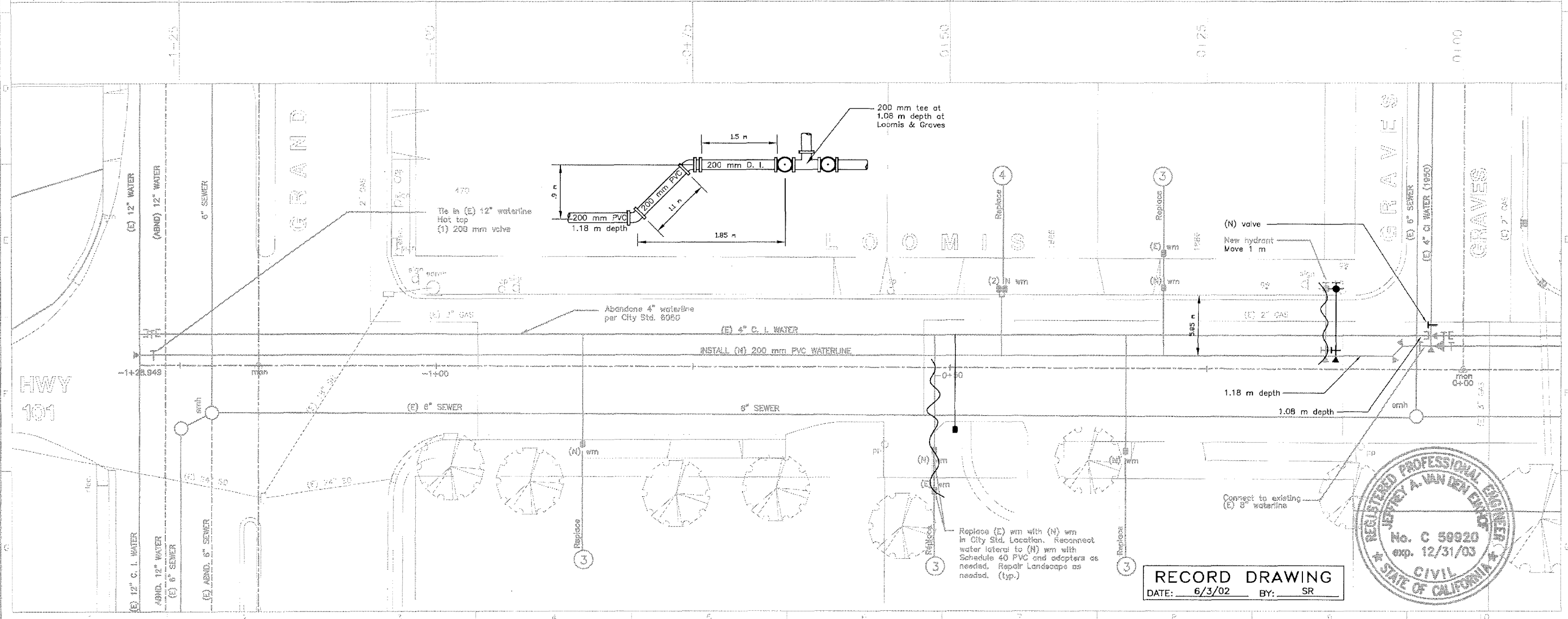
CITY SPECIFICATION NO.  
90303

SHEET NO.  
2 of 2



**SYMBOL LEGEND**

(E) or (N)	Existing		Connect (N) water service to new main per Std. 8220 Type 1.
(N)	New		Extend & Connect (E) water service to new main per Std. 8220 Type 2.
	Survey Monument - Replace if damaged or destroyed		Replace existing water service including meter box and fit per Std. 8210. (Typical for all fit heads, galvanized steel or polypropylene materials)
	Traffic Loop - Replace if damaged per State Std. 8360		Replace existing water service including meter box and fit per Std. 8210. (Typical for all fit head, galvanized steel or polypropylene materials. Adjust outdoor service fits as needed.)
	Street Valve per Std. 8310, 8330, 8310 (same size as Req)		Install Standard fire hydrant assembly per Std. 8210.
	Street Valve - to repair closed.		
	Install Reducer		
	Install Street Block - size as needed		
	Install Cap or Plug		
	Repair Patch		



**RECORD DRAWING**  
DATE: 6/3/02 BY: SR