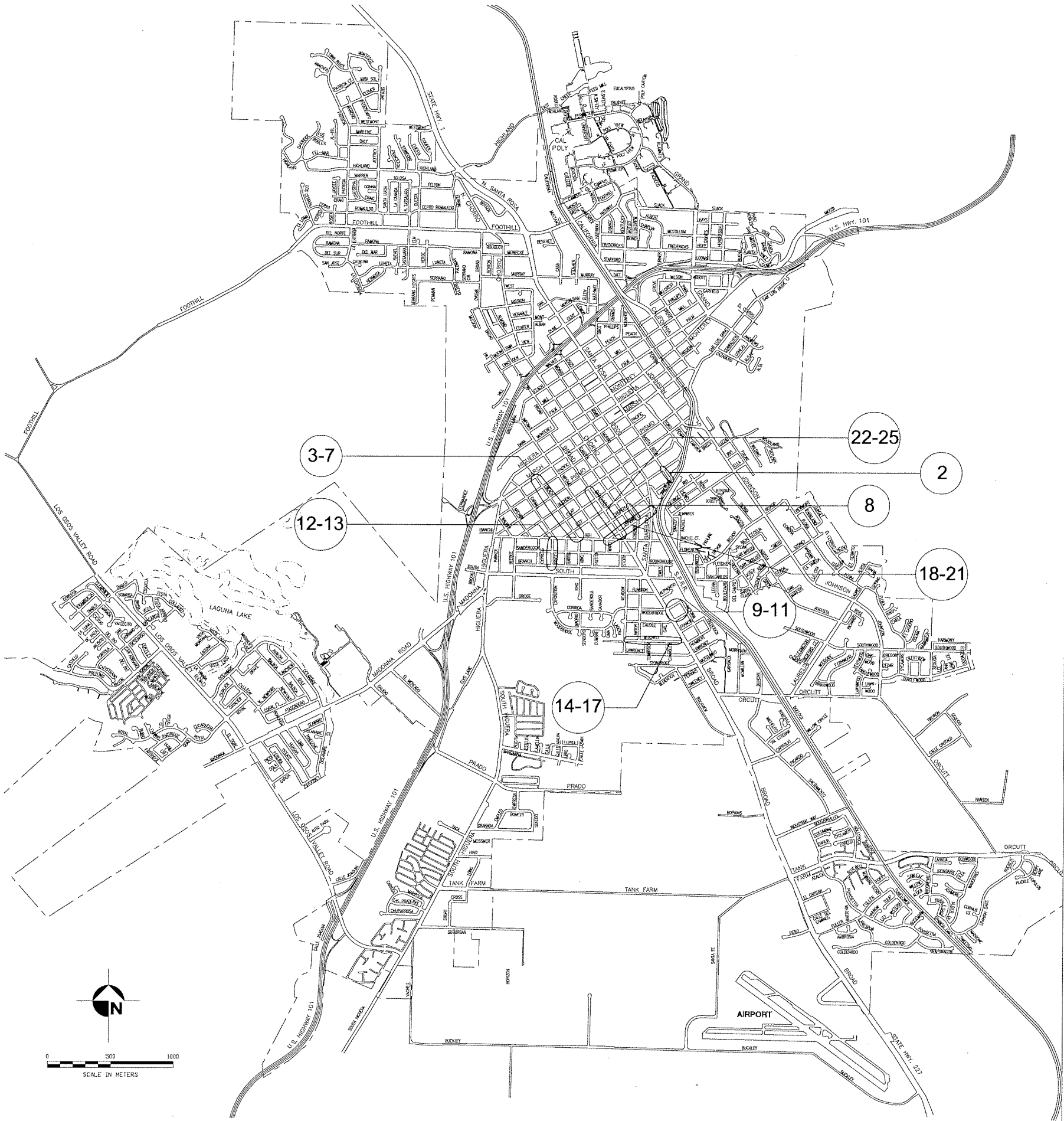
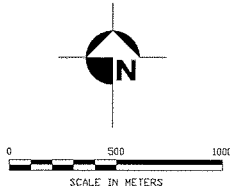


general notes

- 1. IT SHALL BE THE RESPONSIBILITY OF THE CONTRACTOR OR PERMITTEE TO CONTACT "UNDERGROUND SERVICE ALERT U.S.A." TOLL FREE AT 1-800-227-2600 FORTY-EIGHT (48) HOURS PRIOR TO START OF CONSTRUCTION, FOR LOCATION OF POWER, TELEPHONE, OIL AND NATURAL GAS UNDERGROUND FACILITIES. CONTRACTOR OR PERMITTEE SHALL ALSO CONTACT THE APPROPRIATE AGENCY FOR THE LOCATION OF CABLE T.V., WATER, SEWER, DRAINAGE OR UNDERGROUND FACILITIES.
- 2. THE CONTRACTOR SHALL POSSESS A CLASS "A" LICENSE AT THE TIME THE CONTRACT IS AWARDED.
- 3. CONTRACTOR SHALL VERIFY DEPTH & LOCATION, OF ALL CROSSINGS PRIOR TO LAYING PIPE SO THAT PIPE ALIGNMENT AND GRADE CAN BE ADJUSTED AS NEEDED.
- 4. CONTRACTOR SHALL VERIFY DEPTH, LOCATION, SIZE OF AND MATERIAL OF PIPE AT ALL TIE-INS. WATERLINE ALIGNMENT AND GRADE SHALL BE ADJUSTED AS NEEDED BASED ON THE FINDINGS. CONTRACTOR SHALL PROVIDE ALL THE NECESSARY PIPE, FITTINGS ADAPTERS, THRUST BLOCKS AS NEEDED TO ACCOMPLISH THE TIE-IN.
- 5. CONTRACTOR MAY PROVIDE TEMPORARY BLOW-OFFS, CONNECTIONS, VALVES, ETC. AS NEEDED TO FACILITATE TESTING, DISINFECTING AND FLUSHING OF NEW PIPELINE.
- 6. SEWER LATERALS AND GAS LINES EXIST WHICH ARE NOT SHOWN ON THESE PLANS. CONTRACTOR TO PROCEED WITH CAUTION WHEN TRENCHING AND SHALL HAVE THE NECESSARY MATERIALS ON HAND TO FIX SEWER LATERALS IF DAMAGED.

Metric datum:

VERTICAL CONTROL: BENCHMARK NO.(S) 2-190 & 2-152 AS PUBLISHED IN THE CITY OF SAN LUIS OBISPO 1996 BENCHMARK SYSTEM. CITY'S BENCHMARK SYSTEM IS GENERALLY 52MM HIGHER THAN THE NORTH AMERICA VERTICAL DATUM OF 1929 (NAVD29).



index to plans

sheet no.	description
1	Cover Sheet
2	Santa Rosa
3-7	Beach St.
8	Chorro St.
9	Caudill St.
10	Woodbridge St.
11	Victoria St.
12-13	Price St.
14-17	Mitchell St.
18-21	Upham St.
22-25	Broad St



san luis obispo county, california
WATER IMPROVEMENT PROJECT

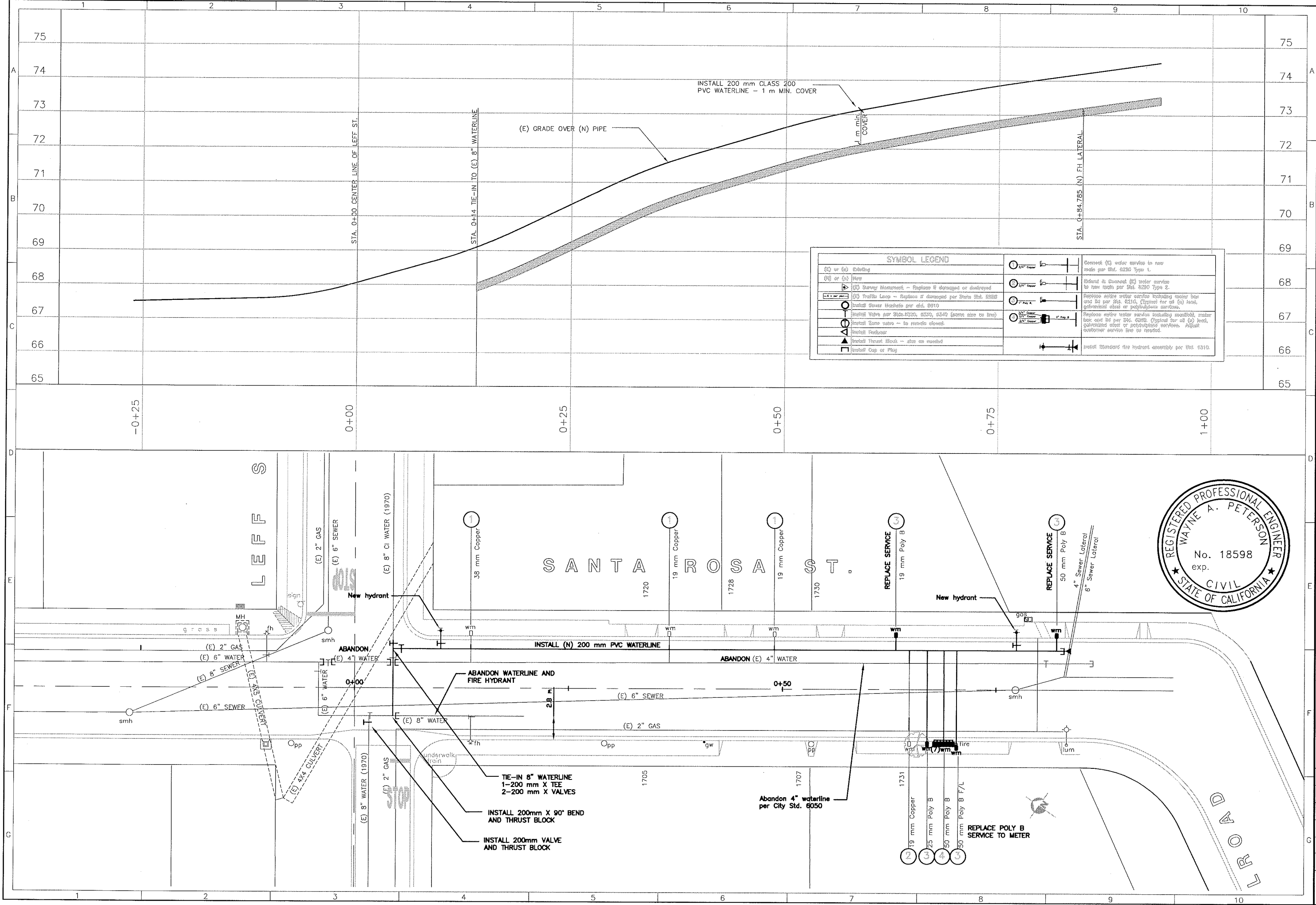
- Broad Street: Buchon - High
- Beach Street: Marsh - High
- Price Street: Branch - High
- Upham Street: High - Morro
- Chorro Street: Church - Upham
- Santa Rosa Street: Leff - Upham
- Mitchell Street: Meadow - Broad
- Woodbridge Street: Broad - Victoria
- Victoria Street: Woodbridge - Caudill
- Caudill Street: Broad - Victoria

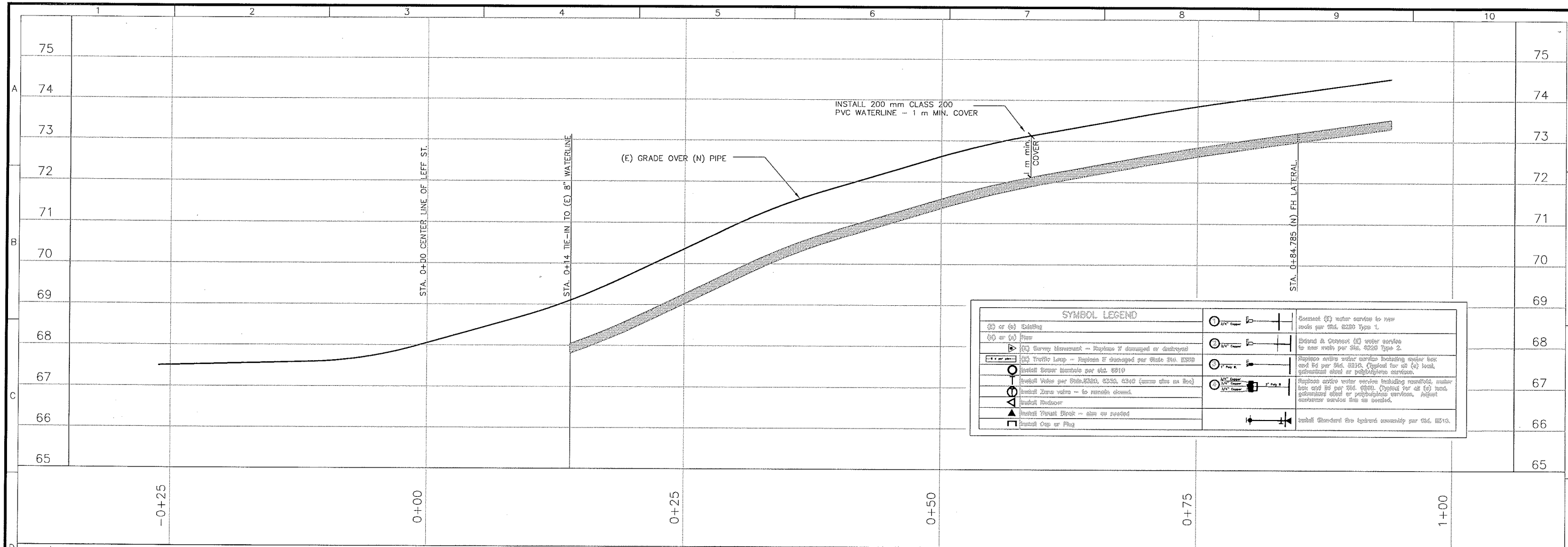
SPECIFICATION NO. 90033

APPROVED BY

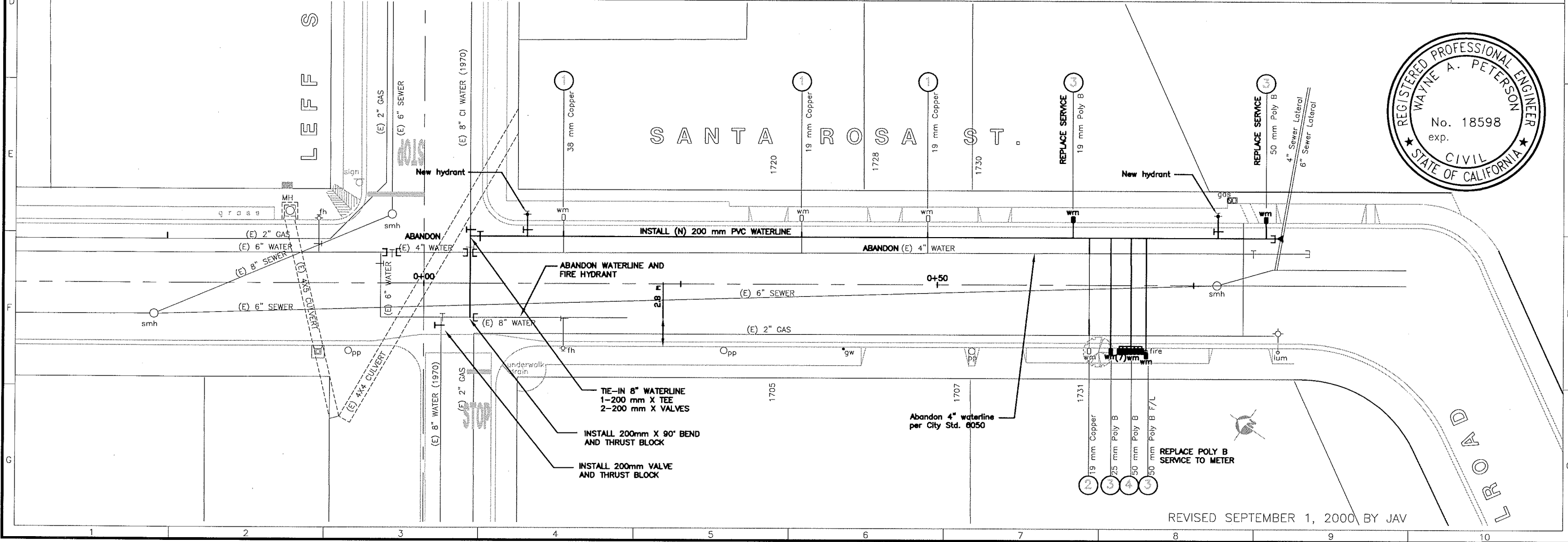
Wayne A. Peterson R.C.E. 18598
City Engineer

DATE	MAY 2000
FILE NO./LOCATION	90033
SHEET	1 OF 25





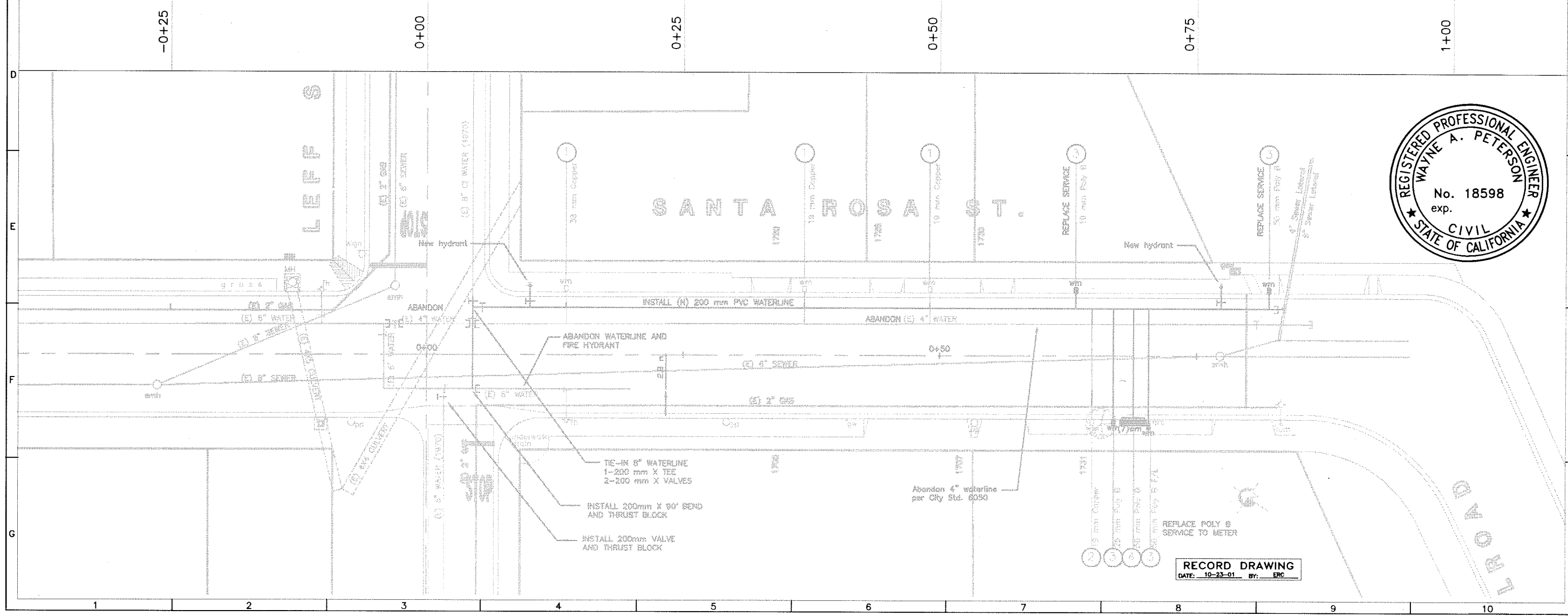
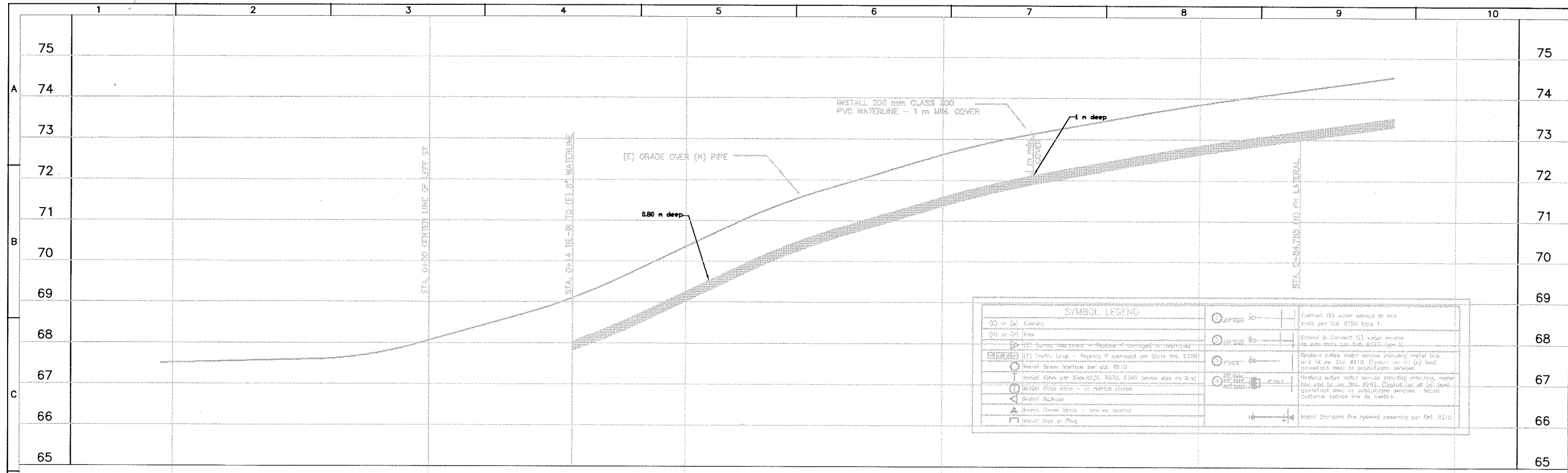
SYMBOL LEGEND	
(E) or (N) Existing	Symbol for existing water service to new meter per City Std. 8220 Type 1.
(E) or (N) New	Symbol for new water service to new meter per City Std. 8220 Type 2.
(E) Survey Manhole - Replace if damaged or destroyed	Symbol for replace water service including water box and 1/2\"/>
(E) Traffic Loop - Replace if damaged per City Std. 8220	Symbol for replace water service including water box and 1/2\"/>
Install Sewer Manhole per City Std. 8210	Symbol for replace water service including water box and 1/2\"/>
Install Valve per City Std. 8230, 8235, 8240 (same size as box)	Symbol for replace water service including water box and 1/2\"/>
Install Elbow Valve - to match closed	Symbol for replace water service including water box and 1/2\"/>
Install Reducer	Symbol for replace water service including water box and 1/2\"/>
Install Thrust Block - same as noted	Symbol for replace water service including water box and 1/2\"/>
Install Cap or Plug	Symbol for replace water service including water box and 1/2\"/>



city of
san luis obispo

REVISIONS:	Drawn By & Date
	Record Drawing
	Drawn By & Date

PROJECT TITLE:	SANTA ROSA STREET
SHEET TITLE:	LEFF ST. - RAILROAD ST.
DESIGNED BY:	JV
DRAWN BY:	SR
CHECKED BY:	
APPROVED BY:	
DATE:	DEC 1999
CITY SPECIFICATION NO.	90033
SHEET NO.	2



city of

san luis obispo

Drawn By & Date

Record Drawing

Drawn By & Date

Scale: 1:400

PROJECT TITLE

SANTA ROSA STREET

LEFT ST. - RAILROAD ST.

DESIGNED BY:

DATE:

CITY SPECIFICATION NO.

SHEET NO.

DRAWN BY:

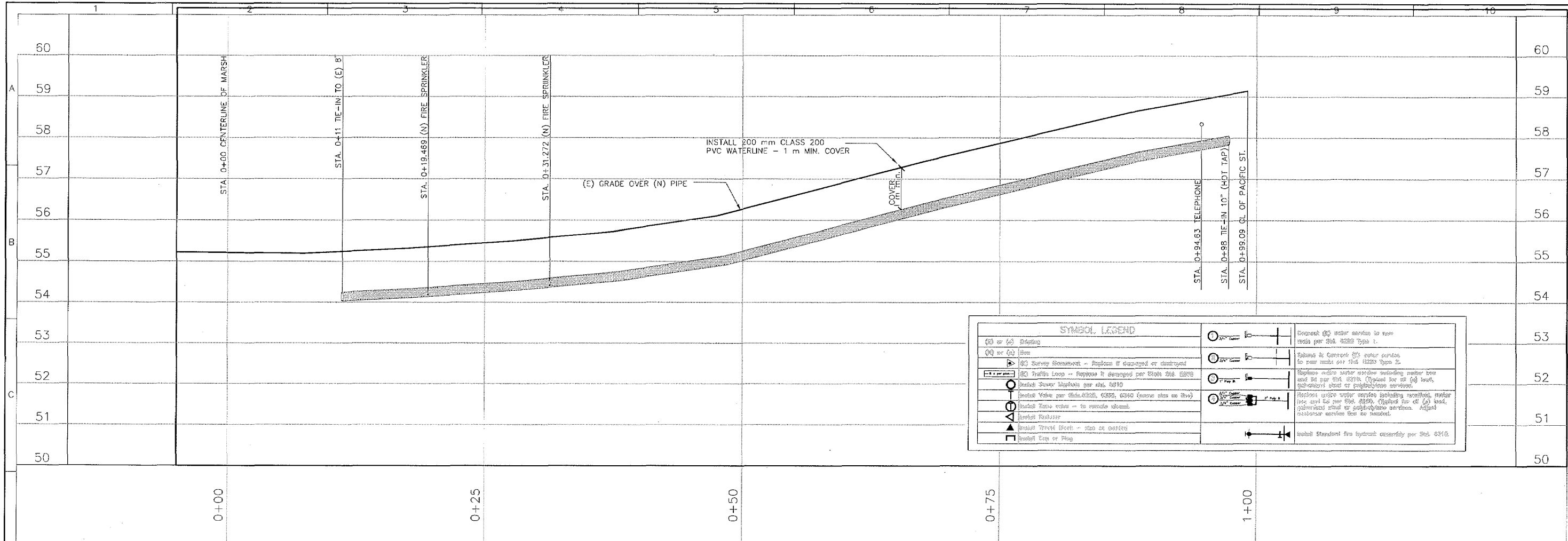
CHECKED BY:

APPROVED BY:

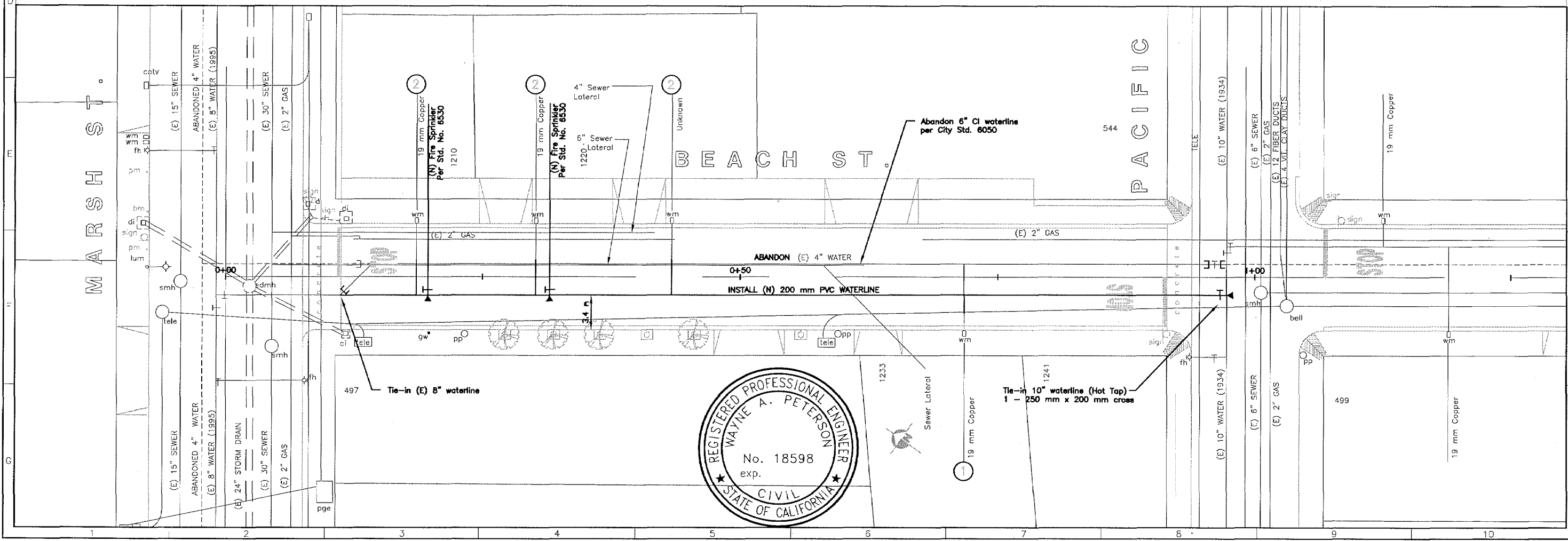
DEC 1999

90033

2a of 25



SYMBOL LEGEND	
(E) or (N) Existing	Symbol for existing waterline
(E) or (N) New	Symbol for new waterline
Survey Monument - Replaced if damaged or destroyed	Symbol for survey monument
Traffic Loop - Replaced if damaged per State Std. 6505	Symbol for traffic loop
Water Valve per State Std. 6505, 6506, 6507 (house size as shown)	Symbol for water valve
Water Gate valve - to remote control	Symbol for water gate valve
Water Reducer	Symbol for water reducer
Water Break Valve - open or closed	Symbol for water break valve
Water End or Plug	Symbol for water end or plug
Water to Control (E) water service to new main per State Std. 6505 Type 1.	Symbol for water to control
Water to Control (E) water service to new main per State Std. 6505 Type 2.	Symbol for water to control
Water to Control (E) water service to new main per State Std. 6505 Type 3.	Symbol for water to control
Water to Control (E) water service to new main per State Std. 6505 Type 4.	Symbol for water to control
Water to Control (E) water service to new main per State Std. 6505 Type 5.	Symbol for water to control
Water to Control (E) water service to new main per State Std. 6505 Type 6.	Symbol for water to control
Water to Control (E) water service to new main per State Std. 6505 Type 7.	Symbol for water to control
Water to Control (E) water service to new main per State Std. 6505 Type 8.	Symbol for water to control
Water to Control (E) water service to new main per State Std. 6505 Type 9.	Symbol for water to control
Water to Control (E) water service to new main per State Std. 6505 Type 10.	Symbol for water to control



city of
san luis obispo

REVISIONS:

Drawn By & Date	Record Drawing	Drawn By & Date
-----------------	----------------	-----------------

Graphic Scale: 1" = 100'

PROJECT TITLE

BEACH STREET
MARSH ST. - PACIFIC ST.

DESIGNED BY: J.V.

DRAWN BY: SR

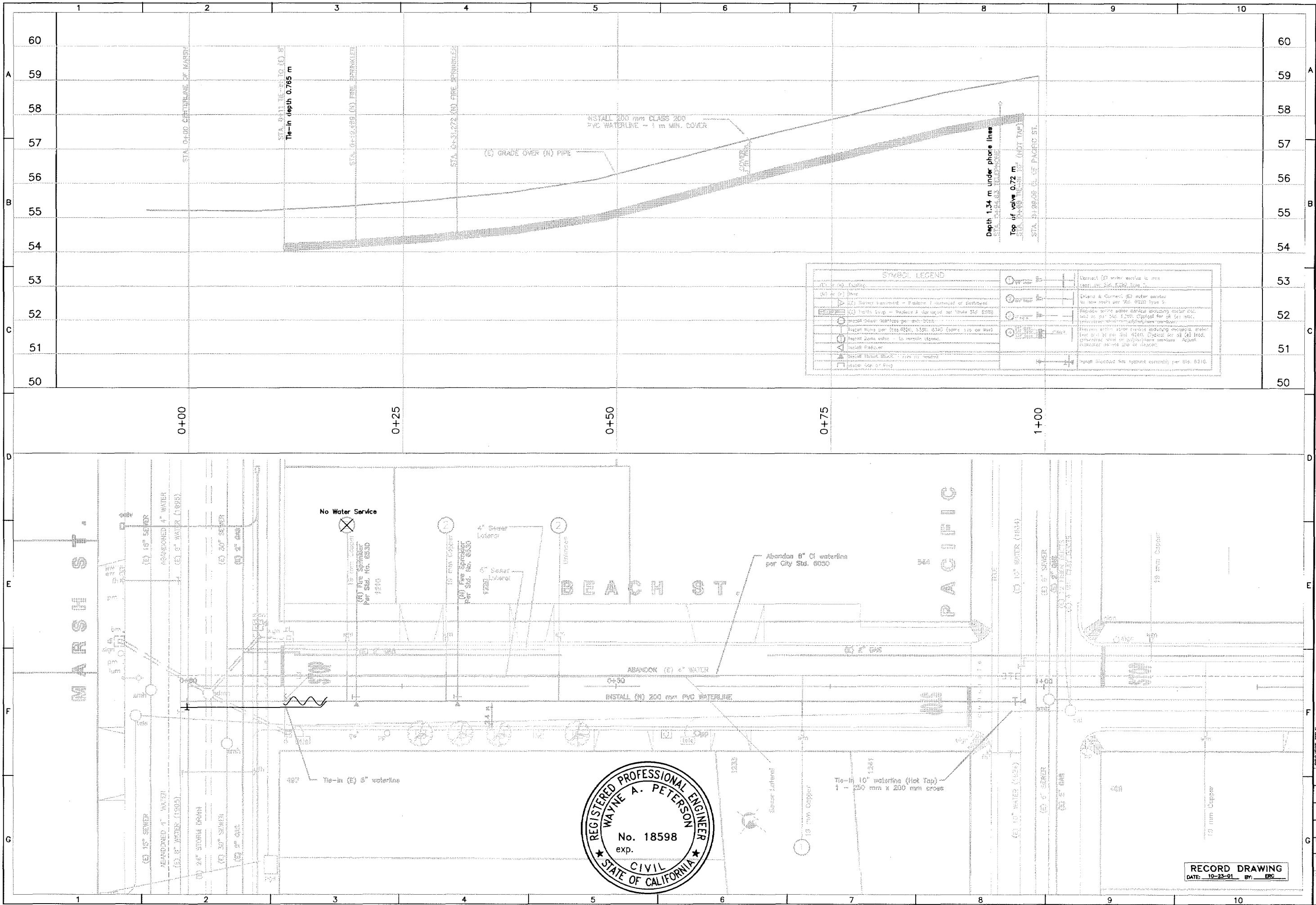
CHECKED BY: [Signature]

APPROVED BY: [Signature]

DATE: DEC 1999

CITY SPECIFICATION NO. 90033

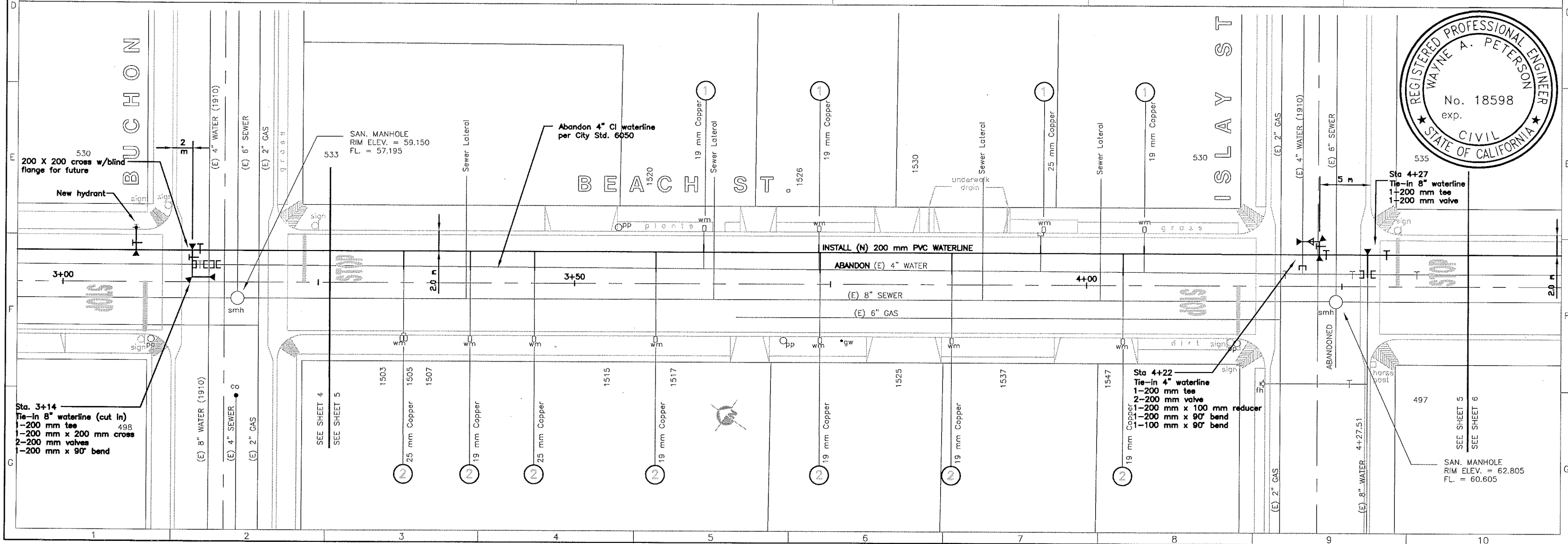
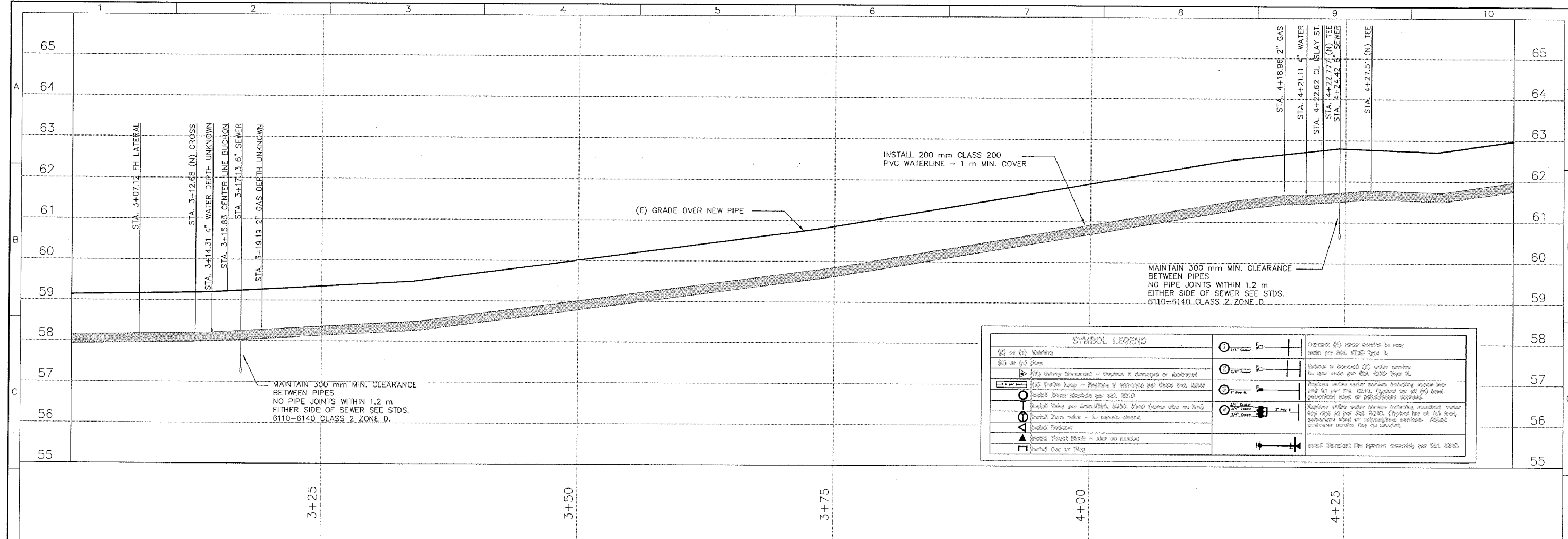
SHEET NO. 3 of 25



city of
san luis obispo

Drawn By & Date
Record Drawing
Drawn By & Date
Scale
1:400

PROJECT TITLE
BEACH STREET
MARSH ST. - PACIFIC ST.
DESIGNED BY:
JV
DRAWN BY:
SR
CHECKED BY:
CHECKED BY:
APPROVED BY:
DATE:
DEC 1999
CITY SPECIFICATION NO.
90033
SHEET NO.
3a of 25



city of

san luis obispo

REVISIONS

Drawn By & Date

Record Drawing

Drawn By & Date

PROJECT TITLE

BEACH STREET

BUCHON ST. - ISLAY ST.

DESIGNED BY:

JV

DRAWN BY:

SR

CHECKED BY:

CHECKED BY

APPROVED BY:

APPROVED BY

DATE:

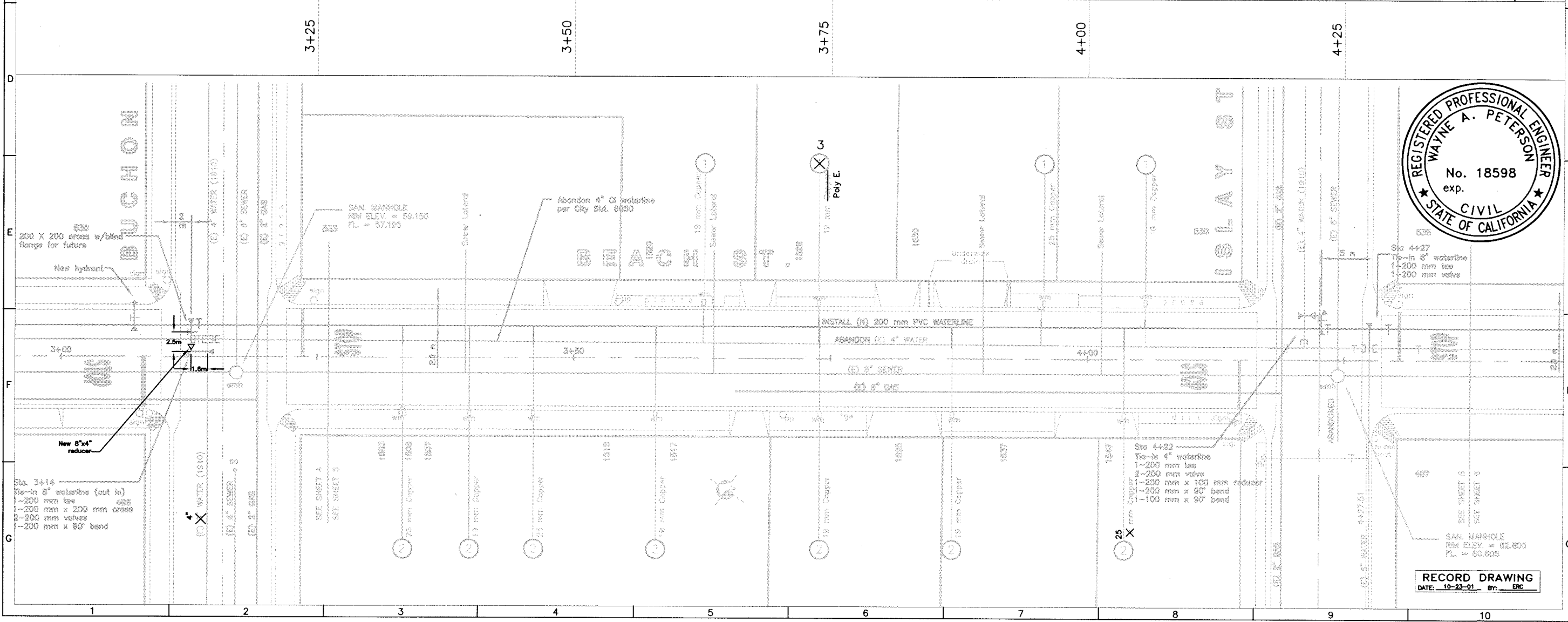
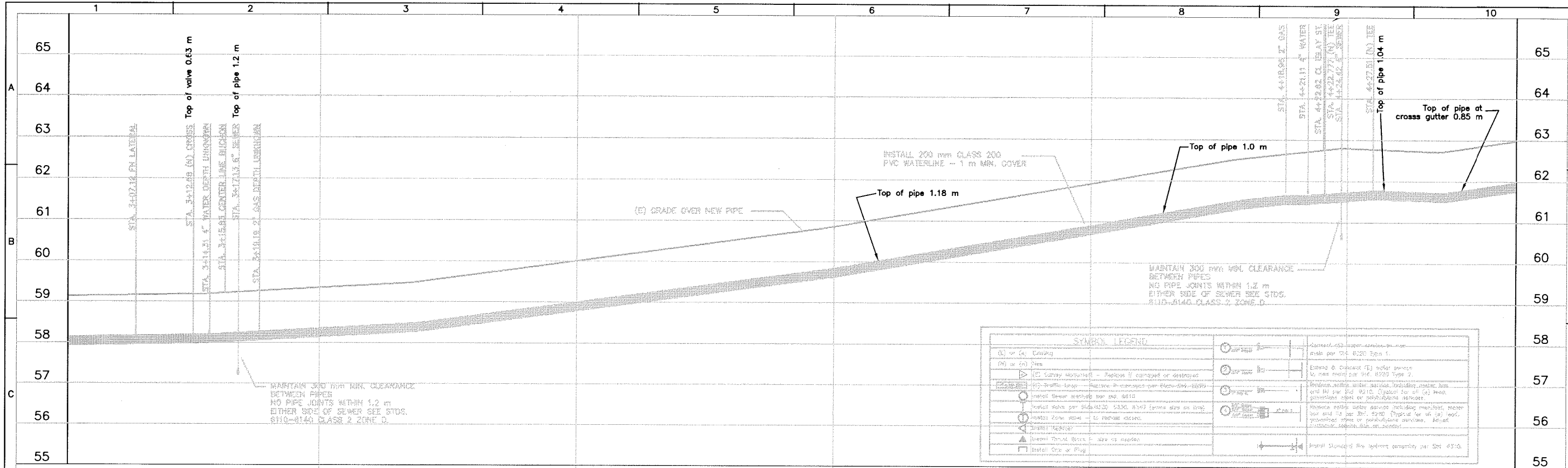
DEC 1999

CITY SPECIFICATION NO.

90033

SHEET NO.

5 of 25



city of
san luis obispo

REVISIONS:

Drawn By & Date

Record Drawing

Drawn By & Date

PROJECT TITLE

BEACH STREET

BUCHON ST. - ISLAY ST.

DESIGNED BY:

JV

DRAWN BY:

SR

CHECKED BY:

CHECKED BY

APPROVED BY:

DATE:

DEC 1999

CITY SPECIFICATION NO.

90033

SHEET NO.

5a of 25

REGISTERED PROFESSIONAL ENGINEER

WAYNE A. PETERSON

No. 18598

exp.

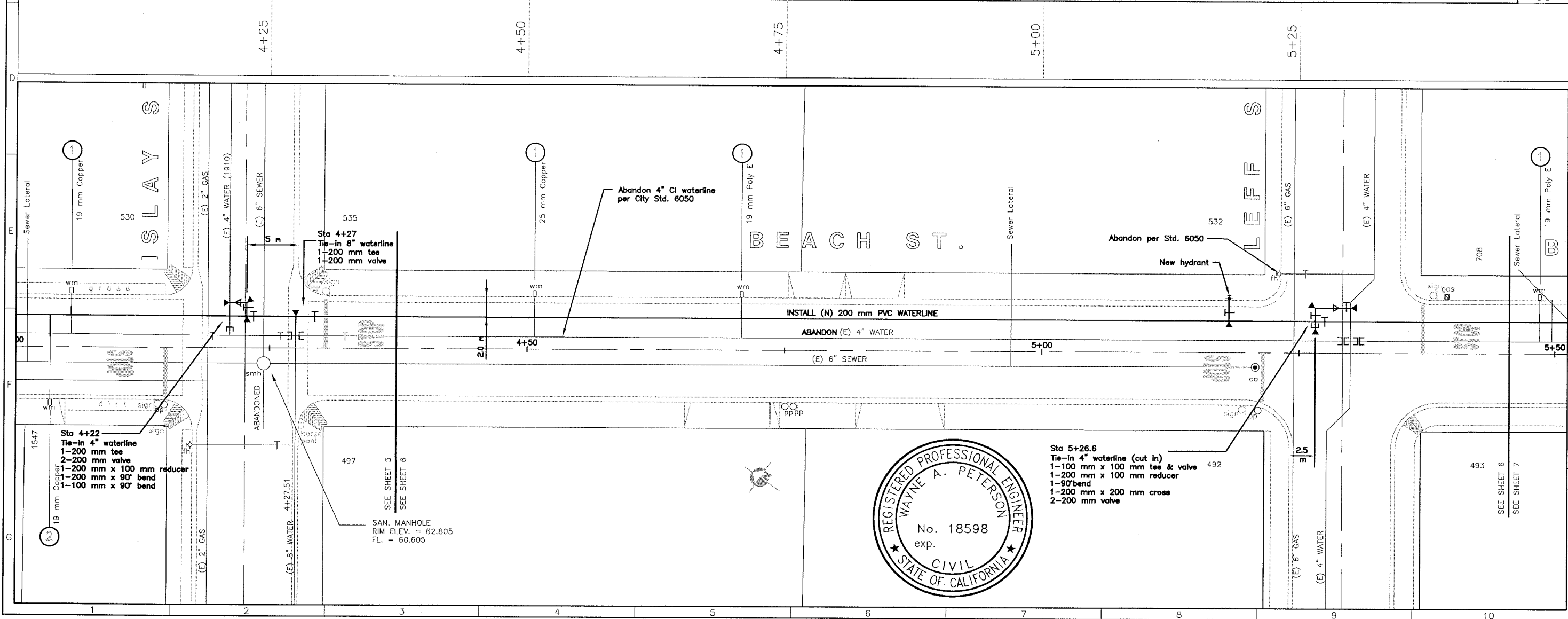
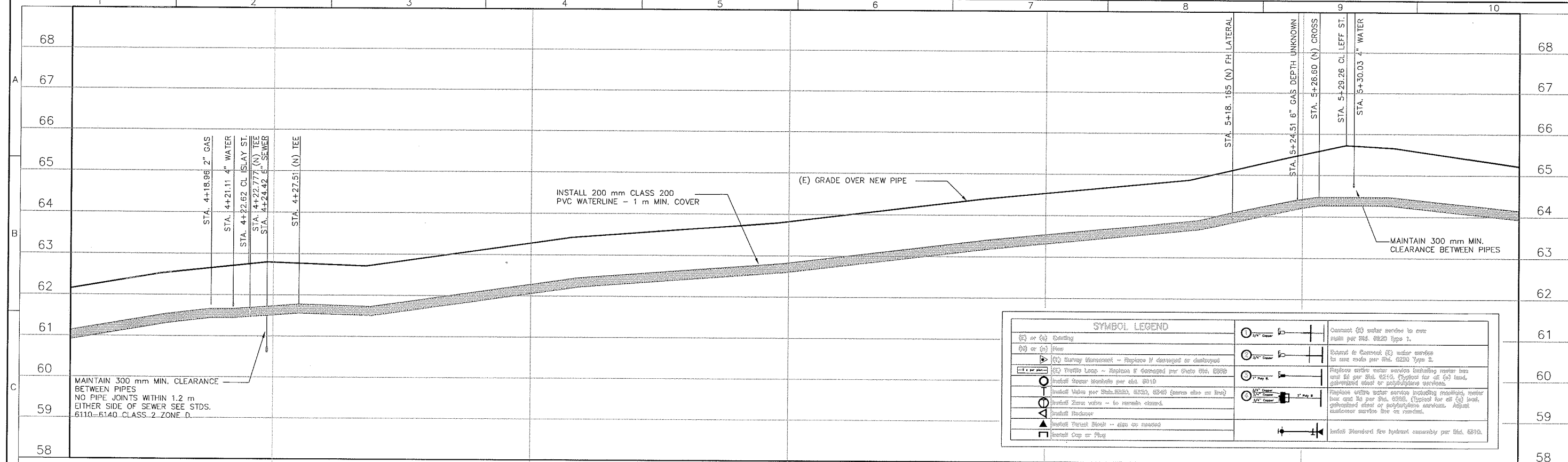
CIVIL

STATE OF CALIFORNIA

RECORD DRAWING

DATE: 10-23-01

BY: EPC



city of

san luis obispo

REVISIONS:

Drawn By & Date

Record Drawing

Drawn By & Date

PROJECT TITLE

BEACH STREET

ISLAY ST. - LEFF ST.

DESIGNED BY:

JV

DRAWN BY:

SR

CHECKED BY:

CHECKED BY

APPROVED BY:

DATE:

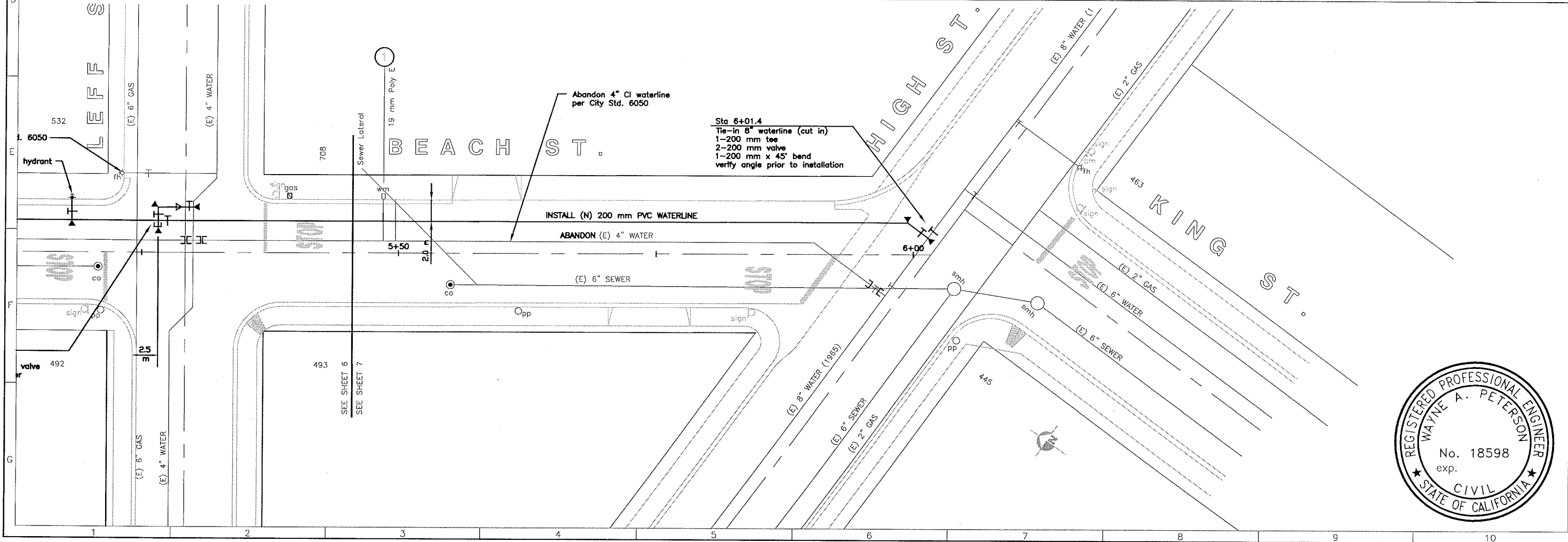
DATE

CITY SPECIFICATION NO.:

90033

SHEET NO.:

6 of 25



SYMBOL LEGEND	
(E) or (S) Existing	Connect (E) water service to new water per Std. 6020 Type 1.
(W) or (S) New	Extend & Connect (E) water service to new water per Std. 6020 Type 2.
(E) Survey Monument - Replace if damaged or destroyed	Replace water service including meter box and fit per Std. 6020. (Typical for all (E) lines, galvanized steel or polyethylene overtop).
(E) Drafty Loop - Replace if damaged per State Std. 6020	Replace water service including meter box and fit per Std. 6020. (Typical for all (E) lines, galvanized steel or polyethylene overtop).
Install Sewer Manhole per Std. 6010	Replace water service including meter box and fit per Std. 6020. (Typical for all (E) lines, galvanized steel or polyethylene overtop. Adjust customer service line as needed).
Install Valve per Std. 6030, 6030, 6040 (same also on line)	Install 200 mm valve - to remain closed.
Install 200 mm valve - to remain closed.	Install Reducer
Install Reducer	Install Street Flush - also as needed
Install Street Flush - also as needed	Install Cap or Plug



city of
san luis obispo

REVISIONS:

Drawn By & Date
Record Drawing

Drawn By & Date

Metric Scale
1:400
SCALE

PROJECT TITLE:
BEACH STREET
LEFF ST. - HIGH ST.

SHEET TITLE:
HIGH ST.

DESIGNED BY:
JV

DRAWN BY:
SR

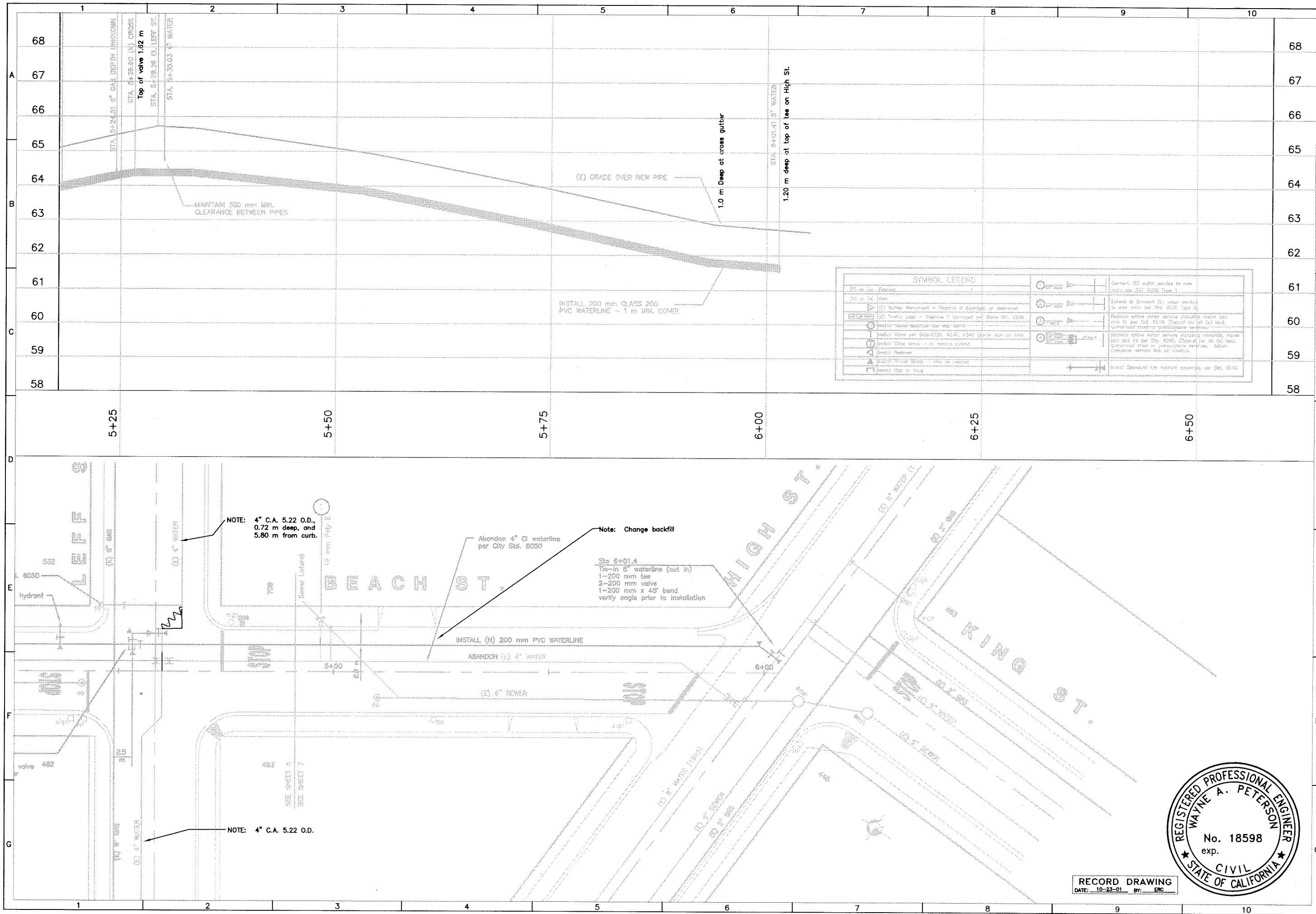
CHECKED BY:
CHECKED BY

APPROVED BY:

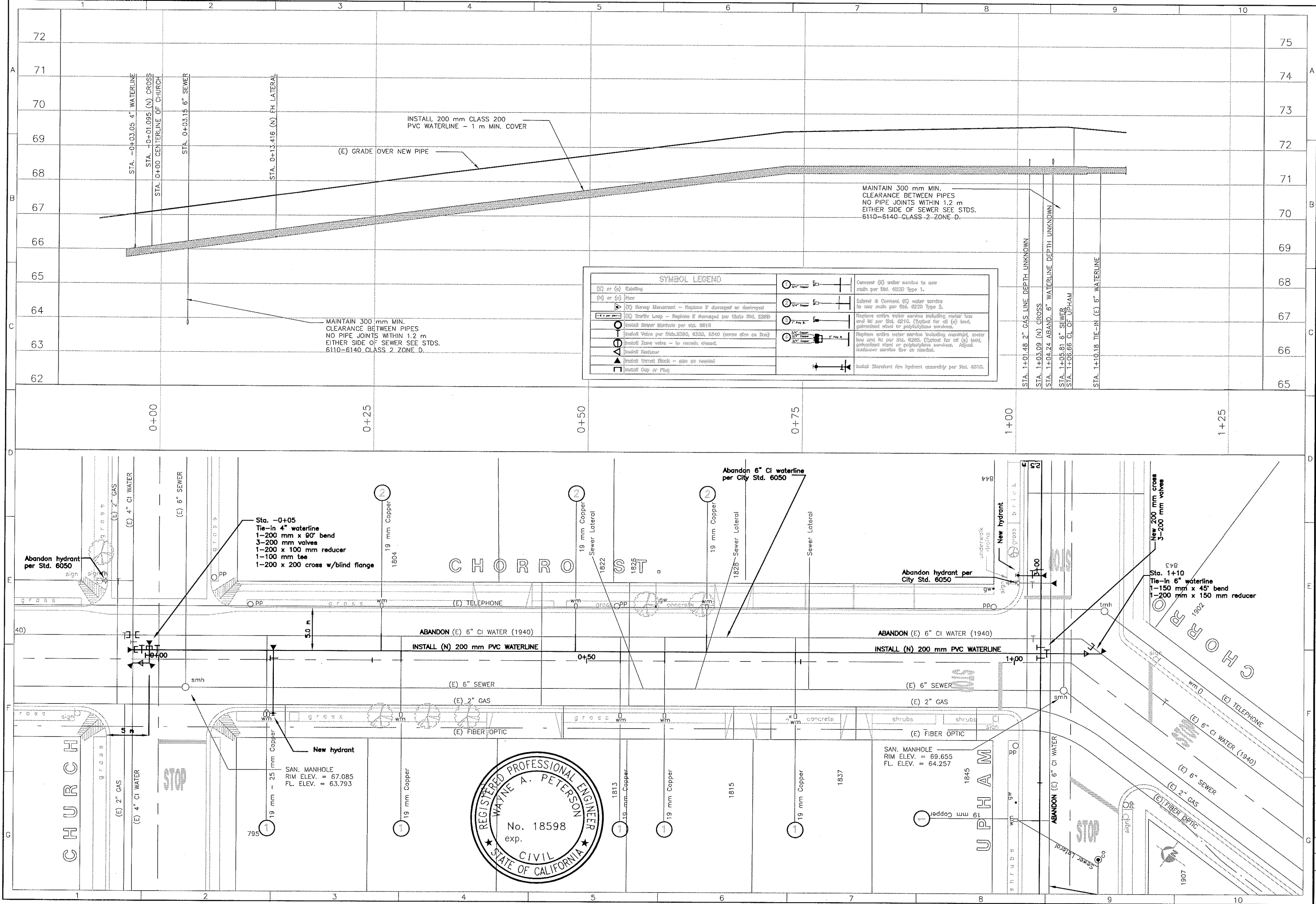
DATE:
DEC 1999

CITY SPECIFICATION NO.
90033

SHEET NO.
7 of 25



RECORD DRAWING
DATE: 10-23-01 BY: EDC



city of

san luis obispo

Drawn By & Date

Record Drawing

Drawn By & Date

Scale

PROJECT TITLE

CHORRO STREET

CHURCH ST. - UPHAM ST.

DESIGNED BY:

JOHN V.

DRAWN BY:

SR

CHECKED BY:

CHECKED BY

APPROVED BY:

DATE:

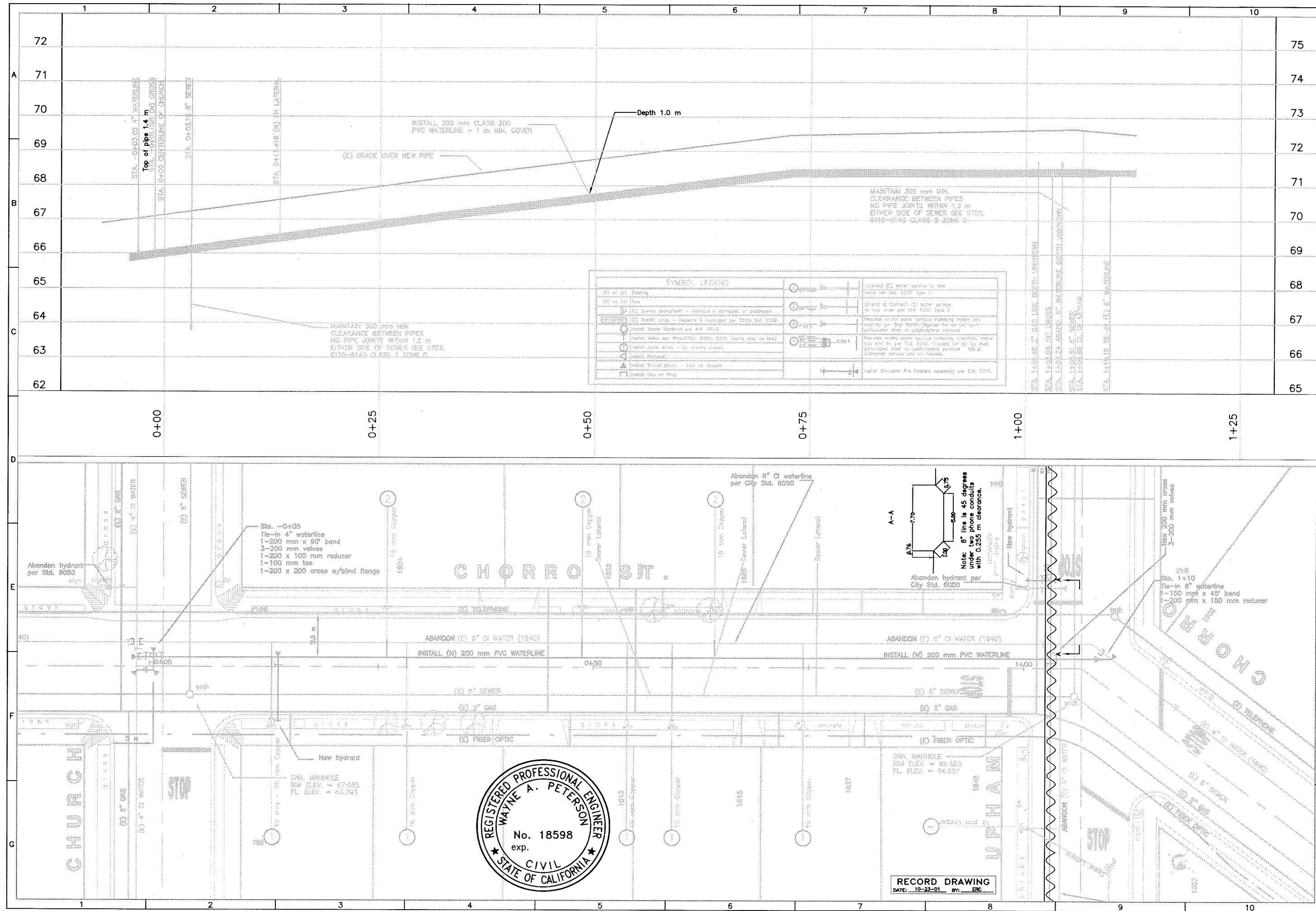
DEC 1999

CITY SPECIFICATION NO.

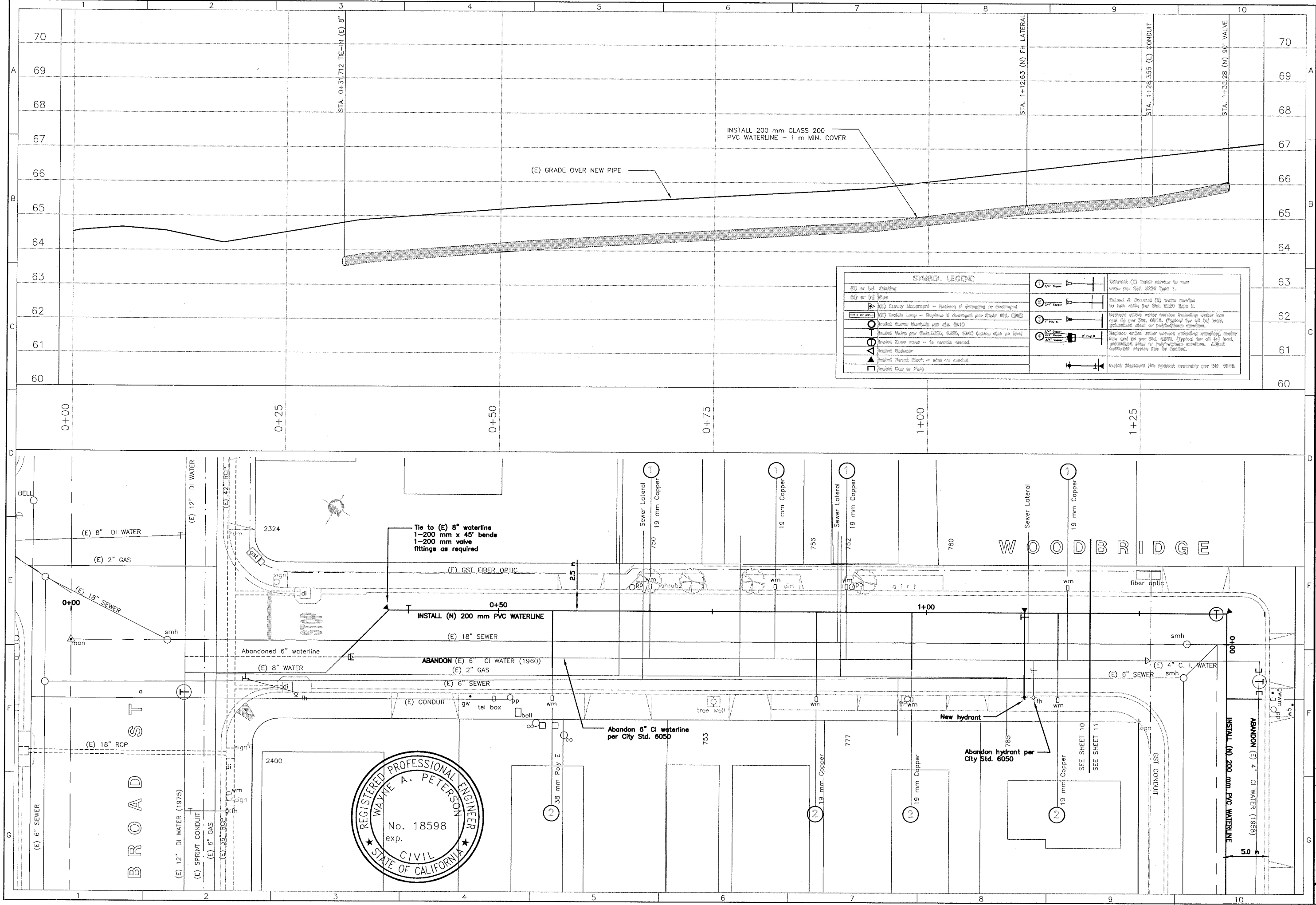
90033

SHEET NO.

8 of 25



SYMBOL LEGEND	
(1) or (2) Ditching	1" or 2" pipe
(3) or (4) Box	3" or 4" pipe
(5) Survey monument - replaced if damaged or destroyed	5" or 6" pipe
(6) 6" Sewer	6" or 8" pipe
(7) 8" Sewer	8" or 10" pipe
(8) 10" Sewer	10" or 12" pipe
(9) 12" Sewer	12" or 14" pipe
(10) 14" Sewer	14" or 16" pipe
(11) 16" Sewer	16" or 18" pipe
(12) 18" Sewer	18" or 20" pipe
(13) 20" Sewer	20" or 22" pipe
(14) 22" Sewer	22" or 24" pipe
(15) 24" Sewer	24" or 26" pipe
(16) 26" Sewer	26" or 28" pipe
(17) 28" Sewer	28" or 30" pipe
(18) 30" Sewer	30" or 32" pipe
(19) 32" Sewer	32" or 34" pipe
(20) 34" Sewer	34" or 36" pipe
(21) 36" Sewer	36" or 38" pipe
(22) 38" Sewer	38" or 40" pipe
(23) 40" Sewer	40" or 42" pipe
(24) 42" Sewer	42" or 44" pipe
(25) 44" Sewer	44" or 46" pipe
(26) 46" Sewer	46" or 48" pipe
(27) 48" Sewer	48" or 50" pipe
(28) 50" Sewer	50" or 52" pipe
(29) 52" Sewer	52" or 54" pipe
(30) 54" Sewer	54" or 56" pipe
(31) 56" Sewer	56" or 58" pipe
(32) 58" Sewer	58" or 60" pipe
(33) 60" Sewer	60" or 62" pipe
(34) 62" Sewer	62" or 64" pipe
(35) 64" Sewer	64" or 66" pipe
(36) 66" Sewer	66" or 68" pipe
(37) 68" Sewer	68" or 70" pipe
(38) 70" Sewer	70" or 72" pipe
(39) 72" Sewer	72" or 74" pipe
(40) 74" Sewer	74" or 76" pipe
(41) 76" Sewer	76" or 78" pipe
(42) 78" Sewer	78" or 80" pipe
(43) 80" Sewer	80" or 82" pipe
(44) 82" Sewer	82" or 84" pipe
(45) 84" Sewer	84" or 86" pipe
(46) 86" Sewer	86" or 88" pipe
(47) 88" Sewer	88" or 90" pipe
(48) 90" Sewer	90" or 92" pipe
(49) 92" Sewer	92" or 94" pipe
(50) 94" Sewer	94" or 96" pipe
(51) 96" Sewer	96" or 98" pipe
(52) 98" Sewer	98" or 100" pipe
(53) 100" Sewer	100" or 102" pipe
(54) 102" Sewer	102" or 104" pipe
(55) 104" Sewer	104" or 106" pipe
(56) 106" Sewer	106" or 108" pipe
(57) 108" Sewer	108" or 110" pipe
(58) 110" Sewer	110" or 112" pipe
(59) 112" Sewer	112" or 114" pipe
(60) 114" Sewer	114" or 116" pipe
(61) 116" Sewer	116" or 118" pipe
(62) 118" Sewer	118" or 120" pipe
(63) 120" Sewer	120" or 122" pipe
(64) 122" Sewer	122" or 124" pipe
(65) 124" Sewer	124" or 126" pipe
(66) 126" Sewer	126" or 128" pipe
(67) 128" Sewer	128" or 130" pipe
(68) 130" Sewer	130" or 132" pipe
(69) 132" Sewer	132" or 134" pipe
(70) 134" Sewer	134" or 136" pipe
(71) 136" Sewer	136" or 138" pipe
(72) 138" Sewer	138" or 140" pipe
(73) 140" Sewer	140" or 142" pipe
(74) 142" Sewer	142" or 144" pipe
(75) 144" Sewer	144" or 146" pipe
(76) 146" Sewer	146" or 148" pipe
(77) 148" Sewer	148" or 150" pipe
(78) 150" Sewer	150" or 152" pipe
(79) 152" Sewer	152" or 154" pipe
(80) 154" Sewer	154" or 156" pipe
(81) 156" Sewer	156" or 158" pipe
(82) 158" Sewer	158" or 160" pipe
(83) 160" Sewer	160" or 162" pipe
(84) 162" Sewer	162" or 164" pipe
(85) 164" Sewer	164" or 166" pipe
(86) 166" Sewer	166" or 168" pipe
(87) 168" Sewer	168" or 170" pipe
(88) 170" Sewer	170" or 172" pipe
(89) 172" Sewer	172" or 174" pipe
(90) 174" Sewer	174" or 176" pipe
(91) 176" Sewer	176" or 178" pipe
(92) 178" Sewer	178" or 180" pipe
(93) 180" Sewer	180" or 182" pipe
(94) 182" Sewer	182" or 184" pipe
(95) 184" Sewer	184" or 186" pipe
(96) 186" Sewer	186" or 188" pipe
(97) 188" Sewer	188" or 190" pipe
(98) 190" Sewer	190" or 192" pipe
(99) 192" Sewer	192" or 194" pipe
(100) 194" Sewer	194" or 196" pipe
(101) 196" Sewer	196" or 198" pipe
(102) 198" Sewer	198" or 200" pipe
(103) 200" Sewer	200" or 202" pipe
(104) 202" Sewer	202" or 204" pipe
(105) 204" Sewer	204" or 206" pipe
(106) 206" Sewer	206" or 208" pipe
(107) 208" Sewer	208" or 210" pipe
(108) 210" Sewer	210" or 212" pipe
(109) 212" Sewer	212" or 214" pipe
(110) 214" Sewer	214" or 216" pipe
(111) 216" Sewer	216" or 218" pipe
(112) 218" Sewer	218" or 220" pipe
(113) 220" Sewer	220" or 222" pipe
(114) 222" Sewer	222" or 224" pipe
(115) 224" Sewer	224" or 226" pipe
(116) 226" Sewer	226" or 228" pipe
(117) 228" Sewer	228" or 230" pipe
(118) 230" Sewer	230" or 232" pipe
(119) 232" Sewer	232" or 234" pipe
(120) 234" Sewer	234" or 236" pipe
(121) 236" Sewer	236" or 238" pipe
(122) 238" Sewer	238" or 240" pipe
(123) 240" Sewer	240" or 242" pipe
(124) 242" Sewer	242" or 244" pipe
(125) 244" Sewer	244" or 246" pipe
(126) 246" Sewer	246" or 248" pipe
(127) 248" Sewer	248" or 250" pipe
(128) 250" Sewer	250" or 252" pipe
(129) 252" Sewer	252" or 254" pipe
(130) 254" Sewer	254" or 256" pipe
(131) 256" Sewer	256" or 258" pipe
(132) 258" Sewer	258" or 260" pipe
(133) 260" Sewer	260" or 262" pipe
(134) 262" Sewer	262" or 264" pipe
(135) 264" Sewer	264" or 266" pipe
(136) 266" Sewer	266" or 268" pipe
(137) 268" Sewer	268" or 270" pipe
(138) 270" Sewer	270" or 272" pipe
(139) 272" Sewer	272" or 274" pipe
(140) 274" Sewer	274" or 276" pipe
(141) 276" Sewer	276" or 278" pipe
(142) 278" Sewer	278" or 280" pipe
(143) 280" Sewer	280" or 282" pipe
(144) 282" Sewer	282" or 284" pipe
(145) 284" Sewer	284" or 286" pipe
(146) 286" Sewer	286" or 288" pipe
(147) 288" Sewer	288" or 290" pipe
(148) 290" Sewer	290" or 292" pipe
(149) 292" Sewer	292" or 294" pipe
(150) 294" Sewer	294" or 296" pipe
(151) 296" Sewer	296" or 298" pipe
(152) 298" Sewer	298" or 300" pipe
(153) 300" Sewer	300" or 302" pipe
(154) 302" Sewer	302" or 304" pipe
(155) 304" Sewer	304" or 306" pipe
(156) 306" Sewer	306" or 308" pipe
(157) 308" Sewer	308" or 310" pipe
(158) 310" Sewer	310" or 312" pipe
(159) 312" Sewer	312" or 314" pipe
(160) 314" Sewer	314" or 316" pipe
(161) 316" Sewer	316" or 318" pipe
(162) 318" Sewer	318" or 320" pipe
(163) 320" Sewer	320" or 322" pipe
(164) 322" Sewer	322" or 324" pipe
(165) 324" Sewer	324" or 326" pipe
(166) 326" Sewer	326" or 328" pipe
(167) 328" Sewer	328" or 330" pipe
(168) 330" Sewer	330" or 332" pipe
(169) 332" Sewer	332" or 334" pipe
(170) 334" Sewer	334" or 336" pipe
(171) 336" Sewer	336" or 338" pipe
(172) 338" Sewer	338" or 340" pipe
(173) 340" Sewer	340" or 342" pipe
(174) 342" Sewer	342" or 344" pipe
(175) 344" Sewer	344" or 346" pipe
(176) 346" Sewer	346" or 348" pipe
(177) 348" Sewer	348" or 350" pipe
(178) 350" Sewer	350" or 352" pipe
(179) 352" Sewer	352" or 354" pipe
(180) 354" Sewer	354" or 356" pipe
(181) 356" Sewer	356" or 358" pipe
(182) 358" Sewer	358" or 360" pipe
(183) 360" Sewer	360" or 362" pipe
(184) 362" Sewer	362" or 364" pipe
(185) 364" Sewer	364" or 366" pipe
(186) 366" Sewer	366" or 368" pipe
(187) 368" Sewer	368" or 370" pipe
(188) 370" Sewer	370" or 372" pipe
(189) 372" Sewer	372" or 374" pipe
(190) 374" Sewer	374" or 376" pipe
(191) 376" Sewer	376" or 378" pipe
(192) 378" Sewer	378" or 380" pipe
(193) 380" Sewer	380" or 382" pipe
(194) 382" Sewer	382" or 384" pipe
(195) 384" Sewer	384" or 386" pipe
(196) 386" Sewer	386" or 388" pipe
(197) 388" Sewer	388" or 390" pipe
(198) 390" Sewer	390" or 392" pipe
(199) 392" Sewer	392" or 394" pipe
(200) 394" Sewer	394" or 396" pipe
(201) 396" Sewer	396" or 398" pipe
(202) 398" Sewer	398" or 400" pipe
(203) 400" Sewer	400" or 402" pipe
(204) 402" Sewer	402" or 404" pipe
(205) 404" Sewer	404" or 406" pipe
(206) 406" Sewer	406" or 408" pipe
(207) 408" Sewer	408" or 410" pipe
(208) 410" Sewer	410" or 412" pipe
(209) 412" Sewer	412" or 414" pipe
(210) 414" Sewer	414" or 416" pipe
(211) 416" Sewer	416" or 418" pipe
(212) 418" Sewer	418" or 420" pipe
(213) 420" Sewer	420" or 422" pipe
(214) 422" Sewer	422" or 424" pipe
(215) 424" Sewer	424" or 426" pipe
(216) 426" Sewer	426" or 428" pipe
(217) 428" Sewer	428" or 430" pipe
(218) 430" Sewer	430" or 432" pipe
(219) 432" Sewer	432" or 434" pipe
(220) 434" Sewer	434" or 436" pipe
(221) 436" Sewer	436" or 438" pipe
(222) 438" Sewer	438" or 440" pipe
(223) 440" Sewer	440" or 442" pipe
(224) 442" Sewer	442" or 444" pipe
(225) 444" Sewer	444" or 446" pipe
(226) 446" Sewer	446" or 448" pipe
(227) 448" Sewer	448" or 450" pipe
(228) 450" Sewer	450" or 452" pipe
(229) 452" Sewer	452" or 454" pipe
(230) 454" Sewer	454" or 456" pipe
(231) 456" Sewer	456" or 458" pipe
(232) 458" Sewer	458" or 460" pipe
(233) 460" Sewer	460" or 462" pipe
(234) 462" Sewer	462" or 464" pipe
(235) 464" Sewer	464" or 466" pipe
(236) 466" Sewer	466" or 468" pipe
(237) 468" Sewer	468" or 470" pipe
(238) 470" Sewer	470" or 472" pipe
(239) 472" Sewer	472" or 474" pipe
(240) 474" Sewer	474" or 476" pipe
(241) 476" Sewer	476" or 478" pipe
(242) 478" Sewer	478" or 480" pipe
(243) 480" Sewer	480" or 482" pipe
(244) 482" Sewer	482" or 484" pipe
(245) 484" Sewer	484" or 486" pipe
(246) 486" Sewer	486" or 488" pipe
(247) 488" Sewer	488" or 490" pipe
(248) 490" Sewer	490" or 492" pipe
(249) 492" Sewer	492" or 494" pipe
(250) 494" Sewer	494" or 496" pipe
(251) 496" Sewer	496" or 498" pipe
(252) 498" Sewer	498" or 500" pipe
(253) 500" Sewer	500" or 502" pipe
(254) 502" Sewer	502" or 504" pipe
(255) 504" Sewer	504" or 506" pipe
(256) 506" Sewer	506" or 508" pipe
(257) 508" Sewer	508" or 510" pipe
(258) 510" Sewer	510" or 512" pipe
(259) 512" Sewer	512" or 514" pipe
(260) 514" Sewer	514" or 516" pipe
(261) 516" Sewer	516" or 518" pipe
(262) 518" Sewer	518" or 520" pipe
(263) 520" Sewer	520" or 522" pipe
(264) 522" Sewer	522" or 524" pipe
(265) 524" Sewer	524" or 526" pipe
(266) 526" Sewer	526" or 528" pipe
(267) 528" Sewer	528" or 530" pipe
(268) 530" Sewer	530" or 532" pipe
(269) 532" Sewer	532" or 534" pipe
(270) 534" Sewer	534" or 536" pipe
(271) 536" Sewer	536" or 538" pipe
(272) 538" Sewer	538" or 540" pipe
(273) 540" Sewer	540" or 542" pipe
(274) 542" Sewer	542" or 544" pipe
(275) 544" Sewer	544" or 546" pipe
(276) 546" Sewer	546" or 548" pipe
(277) 548" Sewer	548" or 550" pipe
(278) 550" Sewer	550" or 552" pipe
(279) 552" Sewer	552" or 554" pipe
(280) 554" Sewer	554" or 556" pipe
(281) 556" Sewer	556" or 558" pipe
(282) 558" Sewer	558" or 560" pipe
(283) 560" Sewer	560" or 562" pipe
(284) 562" Sewer	562" or 564" pipe
(285) 564" Sewer	564" or 566" pipe
(286) 566" Sewer	566" or 568" pipe
(287) 568" Sewer	568" or 570" pipe
(288) 570" Sewer	570" or 572" pipe
(289) 572" Sewer	572" or 574" pipe
(290) 574" Sewer	574" or 576" pipe
(291) 576" Sewer	576" or 578" pipe
(292) 578" Sewer	578" or 580" pipe
(293) 580" Sewer	580" or 582" pipe
(294) 582" Sewer	582" or 584" pipe
(295) 584" Sewer	584" or 586" pipe
(296) 586" Sewer	586" or 588" pipe
(297) 588" Sewer	588" or 590" pipe
(298) 590" Sewer	590" or 592" pipe
(299) 592" Sewer	592" or 594" pipe
(300) 594" Sewer	594" or 596" pipe
(301) 596" Sewer	596" or 598" pipe
(302) 598" Sewer	598" or 600" pipe
(303) 600" Sewer	600" or 602" pipe
(304) 602" Sewer	602" or 604" pipe
(305) 604" Sewer	604" or 606" pipe
(306) 606" Sewer	606" or 608" pipe
(307) 608" Sewer	608" or 610" pipe
(308) 610" Sewer	610" or 612" pipe
(309) 612" Sewer	612" or 614" pipe
(310) 614" Sewer	614" or 616" pipe
(311) 616" Sewer	616" or 618" pipe
(312) 618" Sewer	618" or 620" pipe
(313) 620" Sewer	620" or 622" pipe
(314) 622" Sewer	622" or 624" pipe
(315) 624" Sewer	624" or 626" pipe
(316) 626" Sewer	626" or 628" pipe
(317) 628" Sewer	628" or 630" pipe
(318) 630" Sewer	630" or 632" pipe
(319) 632" Sewer	632" or 634" pipe
(320) 634" Sewer	634" or 636" pipe
(321) 636" Sewer	636" or 638" pipe
(322) 638" Sewer	638" or 640" pipe
(323) 640" Sewer	640" or 642" pipe
(324) 642" Sewer	642" or 644" pipe
(325) 644" Sewer	644" or 646" pipe
(326) 646" Sewer	646" or 648" pipe
(327) 648" Sewer	648" or 650" pipe
(328) 650" Sewer	650" or 652" pipe
(329) 652" Sewer	652" or 654" pipe
(330) 654" Sewer	654" or 656" pipe
(331) 656" Sewer	656" or 658" pipe
(332) 658" Sewer	658" or 660" pipe
(333) 660" Sewer	660" or 662" pipe
(334) 662" Sewer	662" or 664" pipe
(335) 664" Sewer	664" or 666" pipe
(336) 666" Sewer	666" or 668" pipe
(337) 668" Sewer	668" or 670" pipe
(338) 670" Sewer	670" or 672" pipe
(339) 672" Sewer	672" or 674" pipe
(340) 674" Sewer	674" or 676" pipe
(341) 676" Sewer	676" or 678" pipe
(342) 678" Sewer	678" or 680" pipe
(343) 680" Sewer	680" or 682" pipe
(344) 682" Sewer	682" or 684" pipe
(345) 684" Sewer	684" or 686" pipe
(346) 686" Sewer	686" or 688" pipe
(347) 688" Sewer	688" or 690" pipe
(348) 690" Sewer	



REVISIONS

Drawn By & Date

Record Drawing

Drawn By & Date

PROJECT TITLE

WOODBRIDGE STREET

BROAD ST - VICTORIA ST.

DESIGNED BY:

JV

DRAWN BY:

SR

CHECKED BY:

CHECKED BY

APPROVED BY:

DATE:

DEC 1999

CITY SPECIFICATION NO.

90033

SHEET NO.

10

city of

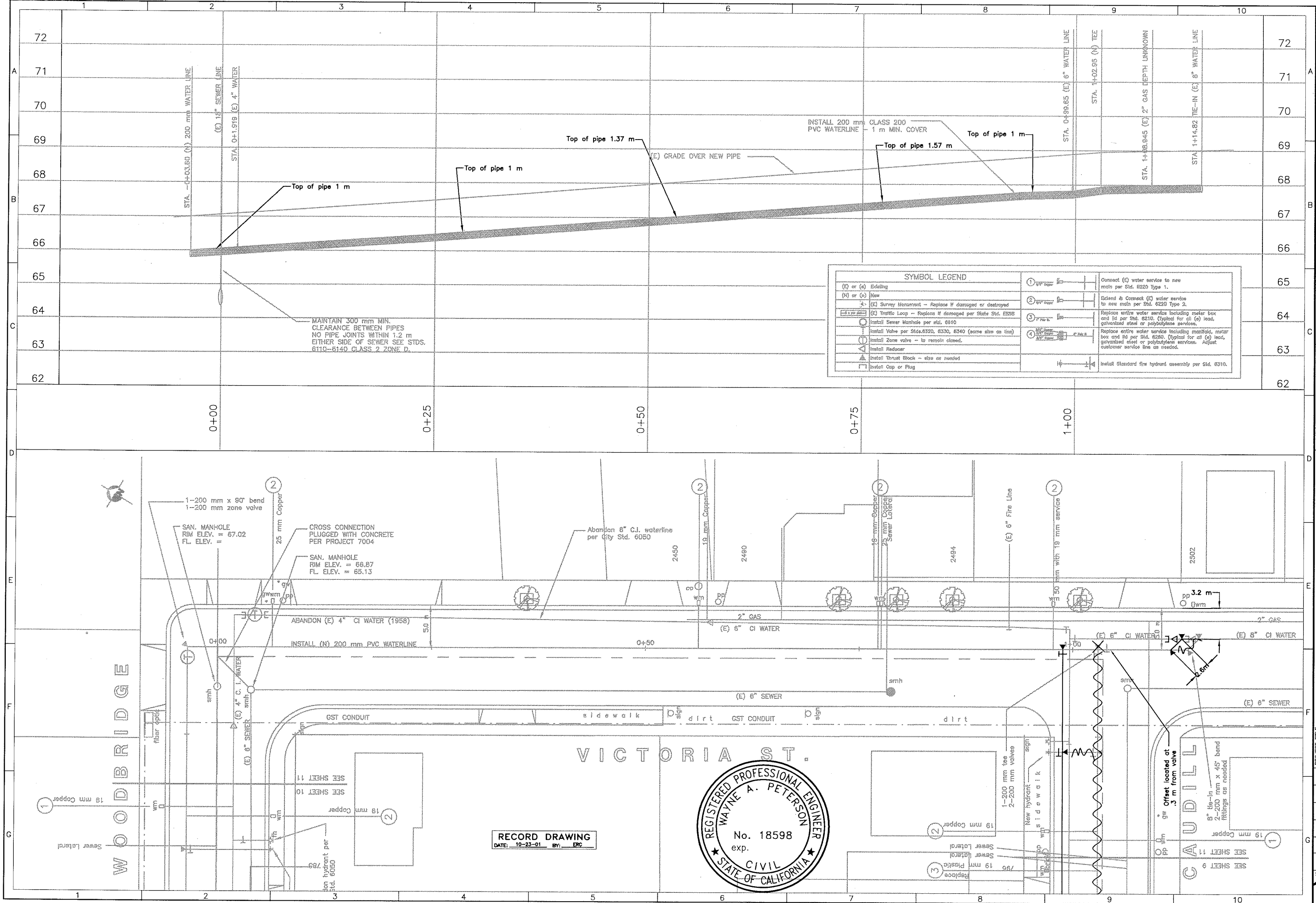
san luis obispo

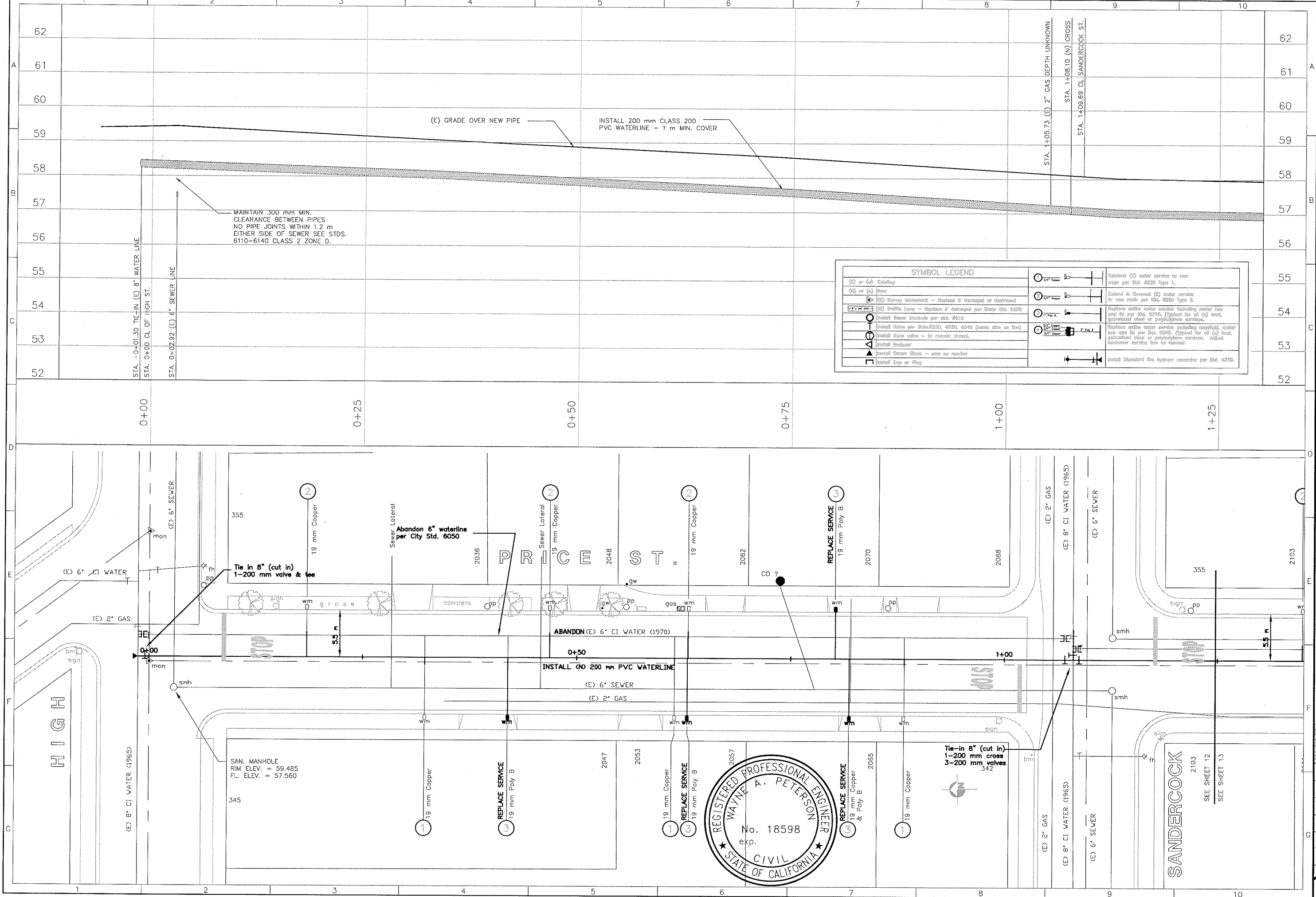
Scale:

1" = 40'

SCALE

10 of 25





city of

san luis obispo

REVISIONS:

Drawn By & Date

Record Drawing

Drawn By & Date

PROJECT TITLE

PRICE STREET

HGH ST. - SANDERCOCK ST.

DESIGNED BY:

JV

DRAWN BY:

SR

CHECKED BY:

CHECKED BY

APPROVED BY:

DATE:

DEC 1999

CITY SPECIFICATION NO.

90033

SHEET NO.

12

of

25

city of

san luis obispo

REVISIONS:

Drawn By & Date

Record Drawing

Drawn By & Date

PROJECT TITLE

PRICE STREET

HGH ST. - SANDERCOCK ST.

DESIGNED BY:

JV

DRAWN BY:

SR

CHECKED BY:

CHECKED BY

APPROVED BY:

DATE:

DEC 1999

CITY SPECIFICATION NO.

90033

SHEET NO.

12

of

25

city of

san luis obispo

REVISIONS:

Drawn By & Date

Record Drawing

Drawn By & Date

PROJECT TITLE

PRICE STREET

HGH ST. - SANDERCOCK ST.

DESIGNED BY:

JV

DRAWN BY:

SR

CHECKED BY:

CHECKED BY

APPROVED BY:

DATE:

DEC 1999

CITY SPECIFICATION NO.

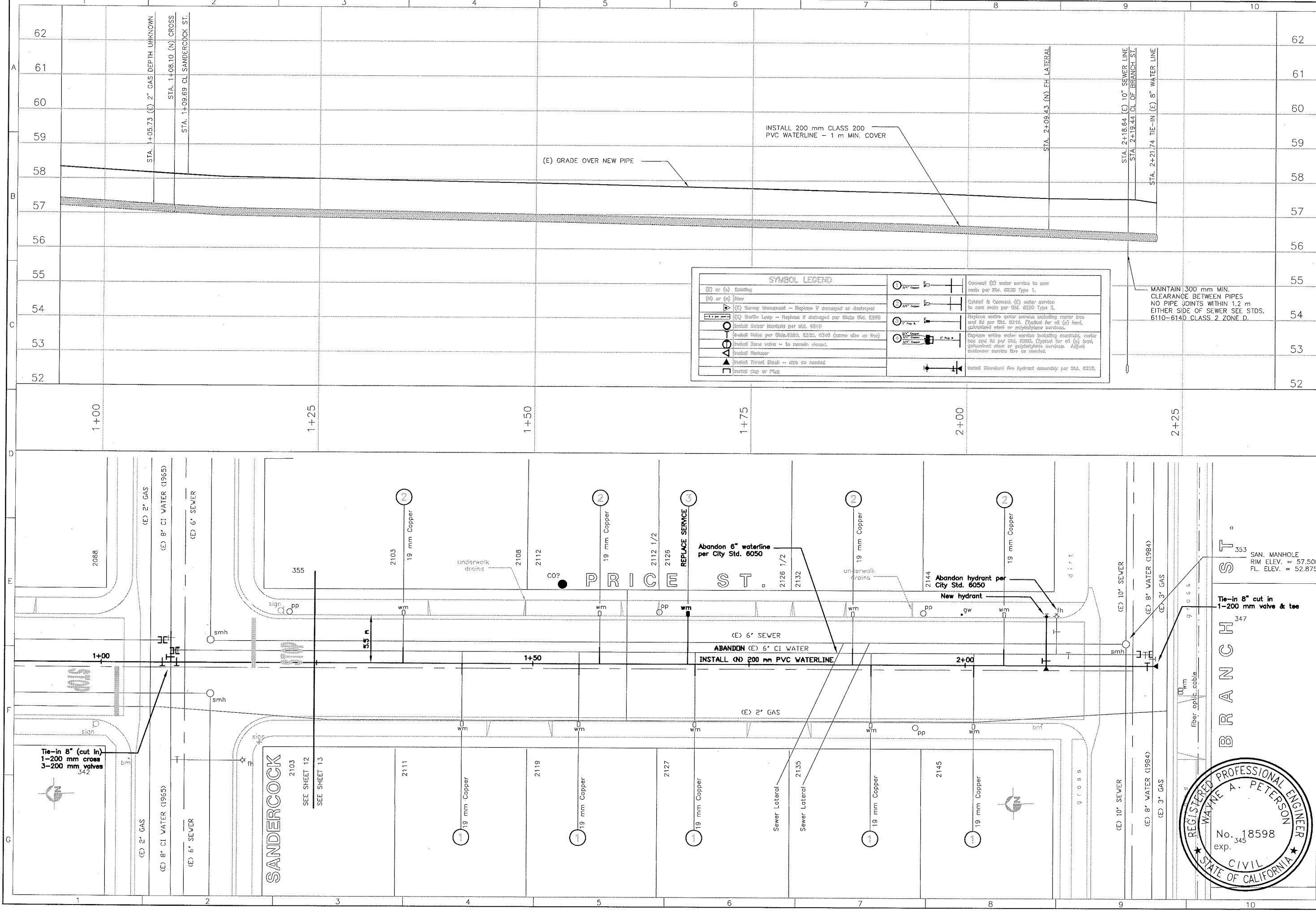
90033

SHEET NO.


12

of

25



SYMBOL LEGEND	
(E) or (C) Existing	2" or 3" Sewer
(P) or (W) New	2" or 3" Water
(C) Survey Monument - Replace if damaged or destroyed	2" or 3" Sewer
(C) Traffic Light - Replace if damaged per State Std. 6300	2" or 3" Water
Install Sewer Manhole per Std. 6310	2" or 3" Sewer
Install Valve per State Std. 6330, 6335, 6340 (same size as line)	2" or 3" Water
Install Valve - to remain closed	2" or 3" Sewer
Install Hydrant	2" or 3" Water
Install Street Sign - size as needed	2" or 3" Sewer
Install Cap or Plug	2" or 3" Water



REVISIONS	
Drawn By & Date	Record Drawing
Drawn By & Date	Record Drawing

North Arrow Scale: 1" = 400' SCALE

PROJECT TITLE

PRICE STREET

SANDERCOCK ST. - BRANCH ST.

DESIGNED BY: JV

DRAWN BY: SR

CHECKED BY: SR

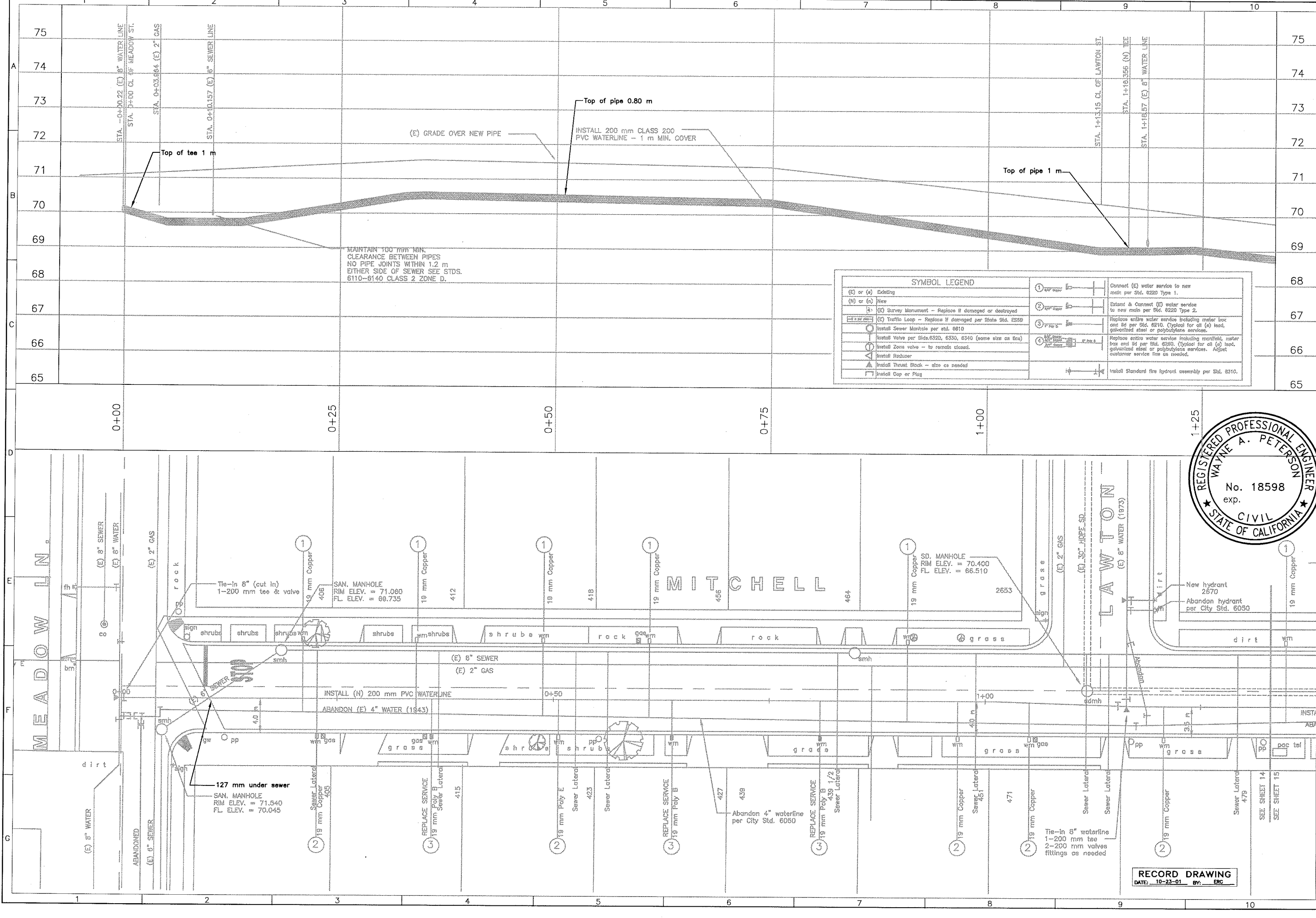
APPROVED BY: SR

DATE: DEC 1999

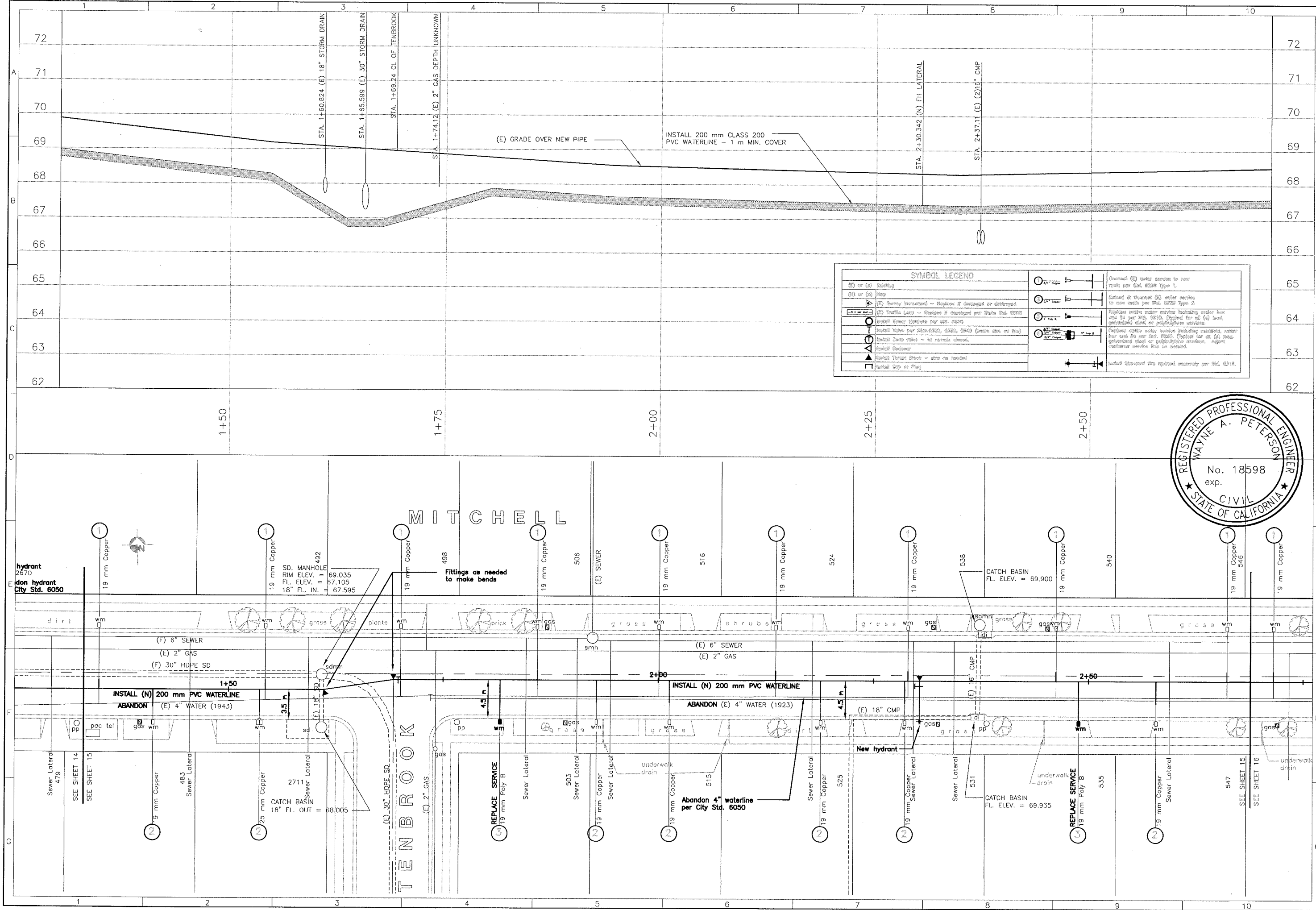
CITY SPECIFICATION NO. 90033

SHEET NO. 13 of 25





SYMBOL LEGEND	
(E) or (S) Existing	1. 1/2" Water
(H) or (N) New	2. 2" Water
Survey Monument - Replace if damaged or destroyed	3. 4" Water
(C) Traffic Loop - Replace if damaged per State Std. 255B	4. 6" Water
Install Sewer Manhole per std. 6810	5. 8" Water
Install Valve per State Std. 6320, 6330, 6340 (same size as line)	6. 10" Water
Install Zone Valve - to remain closed	7. 12" Water
Install Reducer	8. 14" Water
Install Thrust Block - size as needed	9. 16" Water
Install Cap or Plug	10. 18" Water
	11. 20" Water
	12. 24" Water
	13. 30" Water
	14. 36" Water
	15. 42" Water
	16. 48" Water
	17. 54" Water
	18. 60" Water
	19. 66" Water
	20. 72" Water
	21. 78" Water
	22. 84" Water
	23. 90" Water
	24. 96" Water
	25. 102" Water
	26. 108" Water
	27. 114" Water
	28. 120" Water
	29. 126" Water
	30. 132" Water
	31. 138" Water
	32. 144" Water
	33. 150" Water
	34. 156" Water
	35. 162" Water
	36. 168" Water
	37. 174" Water
	38. 180" Water
	39. 186" Water
	40. 192" Water
	41. 198" Water
	42. 204" Water
	43. 210" Water
	44. 216" Water
	45. 222" Water
	46. 228" Water
	47. 234" Water
	48. 240" Water
	49. 246" Water
	50. 252" Water
	51. 258" Water
	52. 264" Water
	53. 270" Water
	54. 276" Water
	55. 282" Water
	56. 288" Water
	57. 294" Water
	58. 300" Water
	59. 306" Water
	60. 312" Water
	61. 318" Water
	62. 324" Water
	63. 330" Water
	64. 336" Water
	65. 342" Water
	66. 348" Water
	67. 354" Water
	68. 360" Water
	69. 366" Water
	70. 372" Water
	71. 378" Water
	72. 384" Water
	73. 390" Water
	74. 396" Water
	75. 402" Water
	76. 408" Water
	77. 414" Water
	78. 420" Water
	79. 426" Water
	80. 432" Water
	81. 438" Water
	82. 444" Water
	83. 450" Water
	84. 456" Water
	85. 462" Water
	86. 468" Water
	87. 474" Water
	88. 480" Water
	89. 486" Water
	90. 492" Water
	91. 498" Water
	92. 504" Water
	93. 510" Water
	94. 516" Water
	95. 522" Water
	96. 528" Water
	97. 534" Water
	98. 540" Water
	99. 546" Water
	100. 552" Water
	101. 558" Water
	102. 564" Water
	103. 570" Water
	104. 576" Water
	105. 582" Water
	106. 588" Water
	107. 594" Water
	108. 600" Water
	109. 606" Water
	110. 612" Water
	111. 618" Water
	112. 624" Water
	113. 630" Water
	114. 636" Water
	115. 642" Water
	116. 648" Water
	117. 654" Water
	118. 660" Water
	119. 666" Water
	120. 672" Water
	121. 678" Water
	122. 684" Water
	123. 690" Water
	124. 696" Water
	125. 702" Water
	126. 708" Water
	127. 714" Water
	128. 720" Water
	129. 726" Water
	130. 732" Water
	131. 738" Water
	132. 744" Water
	133. 750" Water
	134. 756" Water
	135. 762" Water
	136. 768" Water
	137. 774" Water
	138. 780" Water
	139. 786" Water
	140. 792" Water
	141. 798" Water
	142. 804" Water
	143. 810" Water
	144. 816" Water
	145. 822" Water
	146. 828" Water
	147. 834" Water
	148. 840" Water
	149. 846" Water
	150. 852" Water
	151. 858" Water
	152. 864" Water
	153. 870" Water
	154. 876" Water
	155. 882" Water
	156. 888" Water
	157. 894" Water
	158. 900" Water
	159. 906" Water
	160. 912" Water
	161. 918" Water
	162. 924" Water
	163. 930" Water
	164. 936" Water
	165. 942" Water
	166. 948" Water
	167. 954" Water
	168. 960" Water
	169. 966" Water
	170. 972" Water
	171. 978" Water
	172. 984" Water
	173. 990" Water
	174. 996" Water
	175. 1002" Water
	176. 1008" Water
	177. 1014" Water
	178. 1020" Water
	179. 1026" Water
	180. 1032" Water
	181. 1038" Water
	182. 1044" Water
	183. 1050" Water
	184. 1056" Water
	185. 1062" Water
	186. 1068" Water
	187. 1074" Water
	188. 1080" Water
	189. 1086" Water
	190. 1092" Water
	191. 1098" Water
	192. 1104" Water
	193. 1110" Water
	194. 1116" Water
	195. 1122" Water
	196. 1128" Water
	197. 1134" Water
	198. 1140" Water
	199. 1146" Water
	200. 1152" Water
	201. 1158" Water
	202. 1164" Water
	203. 1170" Water
	204. 1176" Water
	205. 1182" Water
	206. 1188" Water
	207. 1194" Water
	208. 1200" Water
	209. 1206" Water
	210. 1212" Water
	211. 1218" Water
	212. 1224" Water
	213. 1230" Water
	214. 1236" Water
	215. 1242" Water
	216. 1248" Water
	217. 1254" Water
	218. 1260" Water
	219. 1266" Water
	220. 1272" Water
	221. 1278" Water
	222. 1284" Water
	223. 1290" Water
	224. 1296" Water
	225. 1302" Water
	226. 1308" Water
	227. 1314" Water
	228. 1320" Water
	229. 1326" Water
	230. 1332" Water
	231. 1338" Water
	232. 1344" Water
	233. 1350" Water
	234. 1356" Water
	235. 1362" Water
	236. 1368" Water
	237. 1374" Water
	238. 1380" Water
	239. 1386" Water
	240. 1392" Water
	241. 1398" Water
	242. 1404" Water
	243. 1410" Water
	244. 1416" Water
	245. 1422" Water
	246. 1428" Water
	247. 1434" Water
	248. 1440" Water
	249. 1446" Water
	250. 1452" Water
	251. 1458" Water
	252. 1464" Water
	253. 1470" Water
	254. 1476" Water
	255. 1482" Water
	256. 1488" Water
	257. 1494" Water
	258. 1500" Water
	259. 1506" Water
	260. 1512" Water
	261. 1518" Water
	262. 1524" Water
	263. 1530" Water
	264. 1536" Water
	265. 1542" Water
	266. 1548" Water
	267. 1554" Water
	268. 1560" Water
	269. 1566" Water
	270. 1572" Water
	271. 1578" Water
	272. 1584" Water
	273. 1590" Water
	274. 1596" Water
	275. 1602" Water
	276. 1608" Water
	277. 1614" Water
	278. 1620" Water
	279. 1626" Water
	280. 1632" Water
	281. 1638" Water
	282. 1644" Water
	283. 1650" Water
	284. 1656" Water
	285. 1662" Water
	286. 1668" Water
	287. 1674" Water
	288. 1680" Water
	289. 1686" Water
	290. 1692" Water
	291. 1698" Water
	292. 1704" Water
	293. 1710" Water
	294. 1716" Water
	295. 1722" Water
	296. 1728" Water
	297. 1734" Water
	298. 1740" Water
	299. 1746" Water
	300. 1752" Water
	301. 1758" Water
	302. 1764" Water
	303. 1770" Water
	304. 1776" Water
	305. 1782" Water
	306. 1788" Water
	307. 1794" Water
	308. 1800" Water
	309. 1806" Water
	310. 1812" Water
	311. 1818" Water
	312. 1824" Water
	313. 1830" Water
	314. 1836" Water
	315. 1842" Water
	316. 1848" Water
	317. 1854" Water
	318. 1860" Water
	319. 1866" Water
	320. 1872" Water
	321. 1878" Water
	322. 1884" Water
	323. 1890" Water
	324. 1896" Water
	325. 1902" Water
	326. 1908" Water
	327. 1914" Water
	328. 1920" Water
	329. 1926" Water
	330. 1932" Water
	331. 1938" Water
	332. 1944" Water
	333. 1950" Water
	334. 1956" Water
	335. 1962" Water
	336. 1968" Water
	337. 1974" Water
	338. 1980" Water
	339. 1986" Water
	340. 1992" Water
	341. 1998" Water
	342. 2004" Water
	343. 2010" Water
	344. 2016" Water
	345. 2022" Water
	346. 2028" Water
	347. 2034" Water
	348. 2040" Water
	349. 2046" Water
	350. 2052" Water
	351. 2058" Water
	352. 2064" Water
	353. 2070" Water
	354. 2076" Water
	355. 2082" Water
	356. 2088" Water
	357. 2094" Water
	358. 2100" Water
	359. 2106" Water
	360. 2112" Water
	361. 2118" Water
	362. 2124" Water
	363. 2130" Water
	364. 2136" Water
	365. 2142" Water
	366. 2148" Water
	367. 2154" Water
	368. 2160" Water
	369. 2166" Water
	370. 2172" Water
	371. 2178" Water
	372. 2184" Water
	373. 2190" Water
	374. 2196" Water
	375. 2202" Water
	376. 2208" Water
	377. 2214" Water
	378. 2220" Water
	379. 2226" Water
	380. 2232" Water
	381. 2238" Water
	382. 2244" Water
	383. 2250" Water
	384. 2256" Water
	385. 2262" Water
	386. 2268" Water
	387. 2274" Water
	388. 2280" Water
	389. 2286" Water
	390. 2292" Water
	391. 2298" Water
	392. 2304" Water
	393. 2310" Water
	394. 2316" Water
	395. 2322" Water
	396. 2328" Water
	397. 2334" Water
	398. 2340" Water
	399. 2346" Water
	400. 2352" Water
	401. 2358" Water
	402. 2364" Water
	403. 2370" Water
	404. 2376" Water
	405. 2382" Water
	406. 2388" Water
	407. 2394" Water
	408. 2400" Water
	409. 2406" Water
	410. 2412" Water
	411. 2418" Water
	412. 2424" Water
	413. 2430" Water
	414. 2436" Water
	415. 2442" Water
	416. 2448" Water
	417. 2454" Water
	418. 2460" Water
	419. 2466" Water
	420. 2472" Water
	421. 2478" Water
	422. 2484" Water
	423. 2490" Water
	424. 2496" Water
	425. 2502" Water
	426. 2508" Water
	427. 2514" Water
	428. 2520" Water
	429. 2526" Water
	430. 2532" Water
	431. 2538" Water
	432. 2544" Water
	433. 2550" Water
	434. 2556" Water
	435. 2562" Water
	436. 2568" Water
	437. 2574" Water
	438. 2580" Water
	439. 2586" Water
	440. 2592" Water
	441. 2598" Water
	442. 2604" Water
	443. 2610" Water
	444. 2616" Water
	445. 2622" Water
	446. 2628" Water
	447. 2634" Water
	448. 2640" Water
	449. 2646" Water
	450. 2652" Water
	451. 2658" Water
	452. 2664" Water
	453. 2670" Water
	454. 2676" Water
	455. 2682" Water
	456. 2688" Water
	457. 2694" Water
	458. 2700" Water
	459. 2706" Water
	460. 2712" Water
	461. 2718" Water
	462. 2724" Water
	463. 2730" Water
	464. 2736" Water
	465. 2742" Water
	466. 2748" Water
	467. 2754" Water
	468. 2760" Water
	469. 2766" Water
	470. 2772" Water
	471. 2778" Water
	472. 2784" Water
	473. 2790" Water
	474. 2796" Water
	475. 2802" Water
	476. 2808" Water
	477. 2814" Water
	478. 2820" Water
	479. 2826" Water
	480. 2832" Water
	481. 2838" Water
	482. 2844" Water
	483. 2850" Water
	484. 2856" Water
	485. 2862" Water
	486. 2868" Water
	487. 2874" Water
	488. 2880" Water
	489. 2886" Water
	490. 2892" Water
	491. 2898" Water
	492. 2904" Water
	493. 2910" Water
	494. 2916" Water
	495. 2922" Water
	496. 2928" Water
	497. 2934" Water
	498. 2940" Water
	499. 2946" Water
	500. 2952" Water
	501. 2958" Water
	502. 2964" Water
	503. 2970" Water
	504. 2976" Water
	505. 2982" Water
	506. 2988" Water
	507. 2994" Water
	508. 3000" Water
	509. 3006" Water
	510. 3012" Water
	511. 3018" Water
	512. 3024" Water
	513. 3030" Water
	514. 3036" Water
	515. 3042" Water
	516. 3048" Water
	517. 3054" Water
	518. 3060



SYMBOL LEGEND	
(E) or (N) Existing	24\"/>
(S) or (N) New	24\"/>
(E) Survey Monument - Replace if damaged or destroyed	24\"/>
(E) Traffic Light - Replace if damaged per State Std. 6225	24\"/>
Install Valve per Std. 6320, 6330, 6340 (same size as line)	24\"/>
Install Zone Valve - to remain closed	24\"/>
Install Reducer	24\"/>
Install Vent Stack - also as needed	24\"/>
Install Dip or Plug	24\"/>



city of
san luis obispo

REVISIONS:
Drawn By & Date
Record Drawing
Drawn By & Date

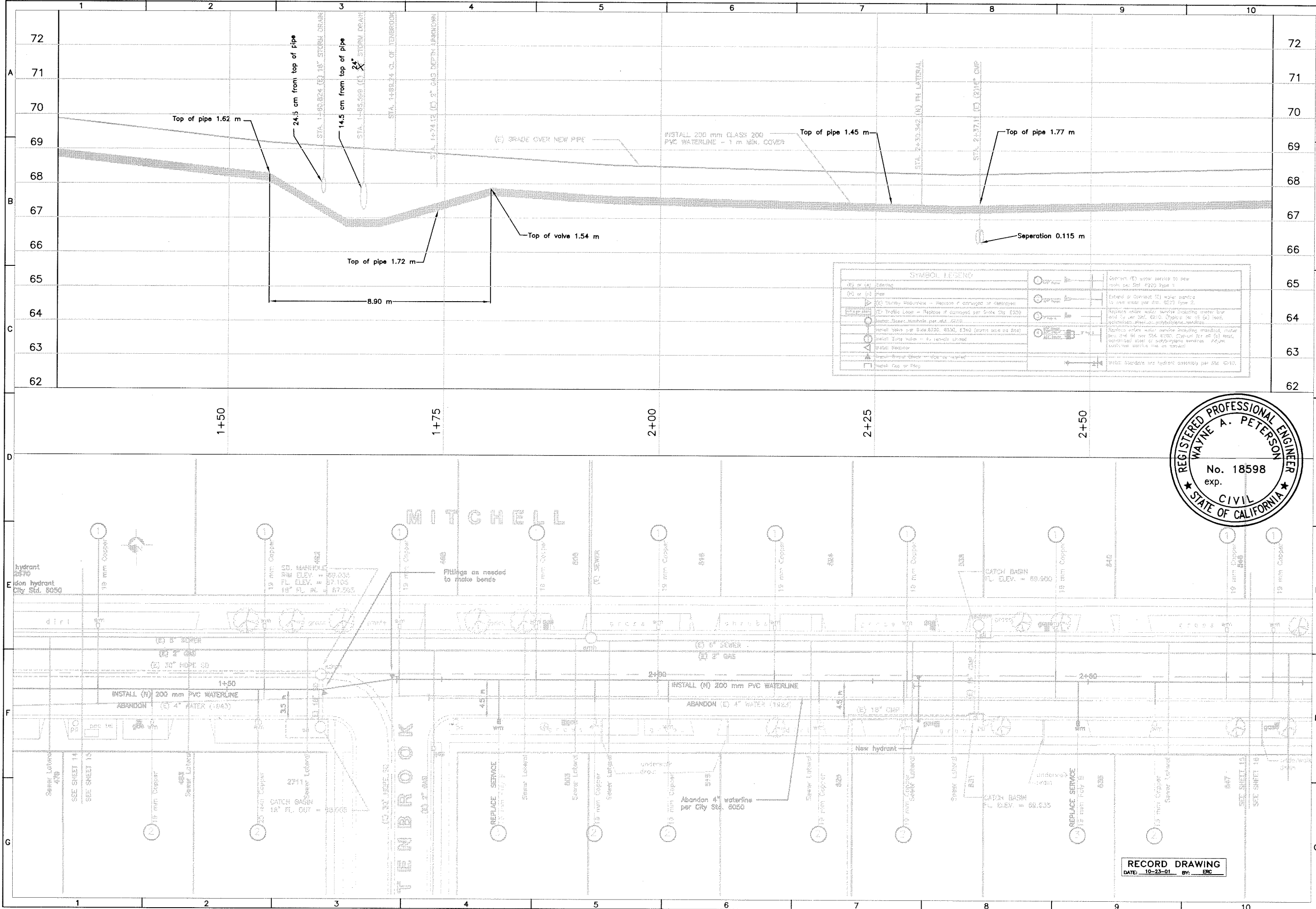
PROJECT TITLE
MITCHELL STREET
LAWTON ST. - TENBROOK ST.

DESIGNED BY:
JV
DRAWN BY:
SR
CHECKED BY:
CHECKED BY:
APPROVED BY:

DATE:
DEC 1999
CITY SPECIFICATION NO.
90033
SHEET NO.
15 of 25

etric Scale:
H: 1:400
V: SCALE

REGISTERED PROFESSIONAL ENGINEER
WAYNE A. PETERSON
No. 18598
exp.
CIVIL
STATE OF CALIFORNIA



city of

san luis obispo

PROJECT TITLE

MITCHELL STREET
LAWTON ST. - TENBROOK ST.

DESIGNED BY:
JV

DRAWN BY:
SR

CHECKED BY:
[Signature]

APPROVED BY:
[Signature]

DATE:
DEC 1999

CITY SPECIFICATION NO.
90033

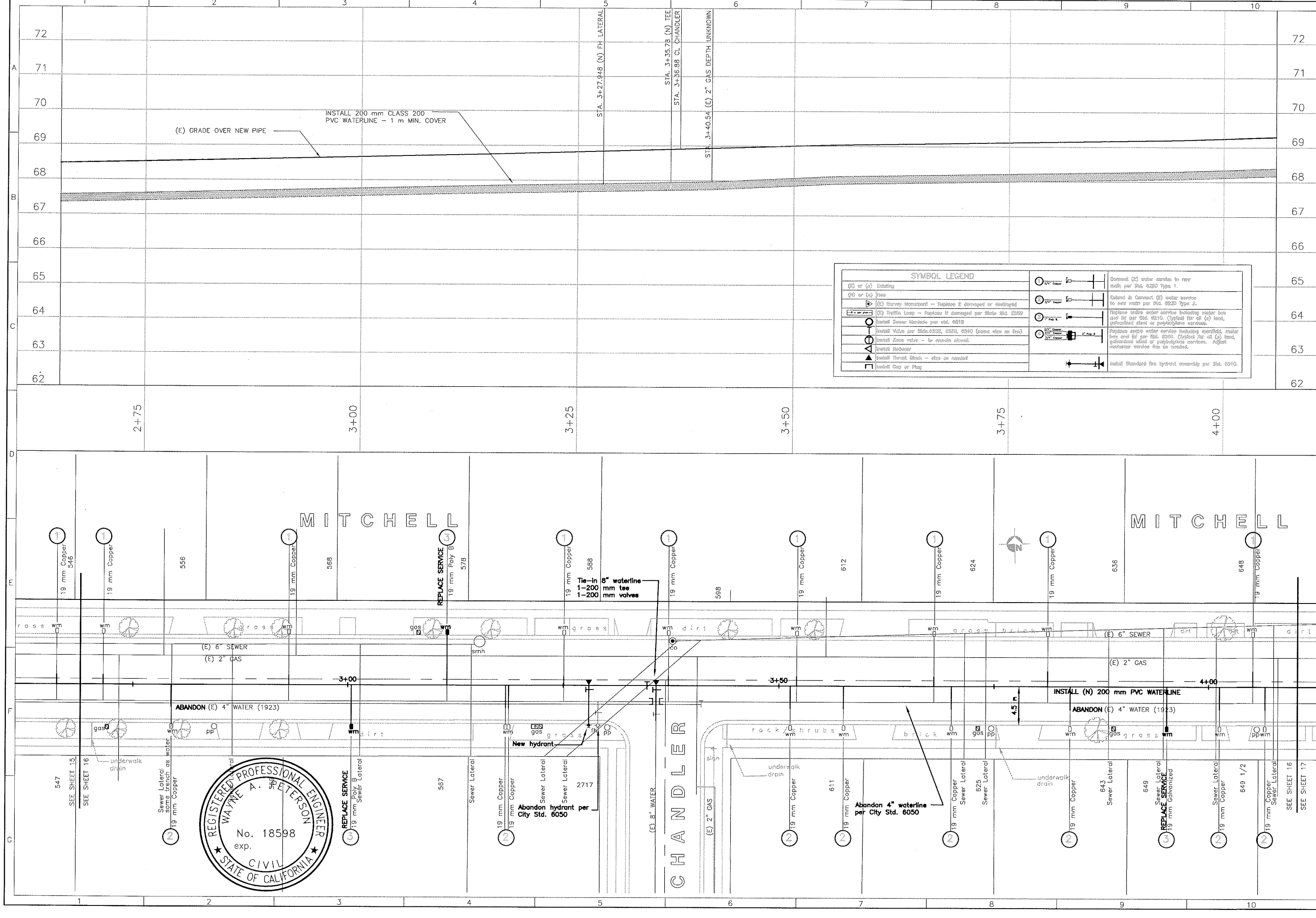
SHEET NO.
15a of 25

REVISIONS:

Drawn By & Date
Record Drawing

Drawn By & Date

Scale: 1:400



SYMBOL LEGEND		
(E) or (S) Existing		Connect (E) water service to new main per Std. 6220 Type 1.
(P) or (G) New		Reconnect & Connect (P) water service to new main per Std. 6220 Type 2.
(E) Survey Monument - Replace if damaged or destroyed		Replace water meter service including meter box and lid per Std. 6310. (Applied for all (E) lead, galvanized steel or polyethylene services.)
(E) Traffic Loop - Replace if damaged per Std. 6509		Replace water meter service including meter box and lid per Std. 6220. (Applied for all (E) lead, galvanized steel or polyethylene services. Submit customer service form as needed.)
Install Sewer Manhole per Std. 6819		Install Water Meter per Std. 6320, 6320, 6340 (same when as Std.)
Install Valve per Std. 6320, 6320, 6340 (same when as Std.)		Install Zone Valve - to records shown.
Install Zone Valve - to records shown.		Install Reducer
Install Reducer		Install Street Block - size as needed
Install Street Block - size as needed		Install Cap or Plug
Install Cap or Plug		Install Standard fire hydrant assembly per Std. 6310.



city of
san luis obispo

REVISIONS:

Drawn By & Date	Record Drawing	Drawn By & Date

PROJECT TITLE

MITCHELL STREET
AT CHANDLER STREET

DESIGNED BY:

JV

DRAWN BY:

SR

CHECKED BY:

CHECKED BY

APPROVED BY:

DATE:

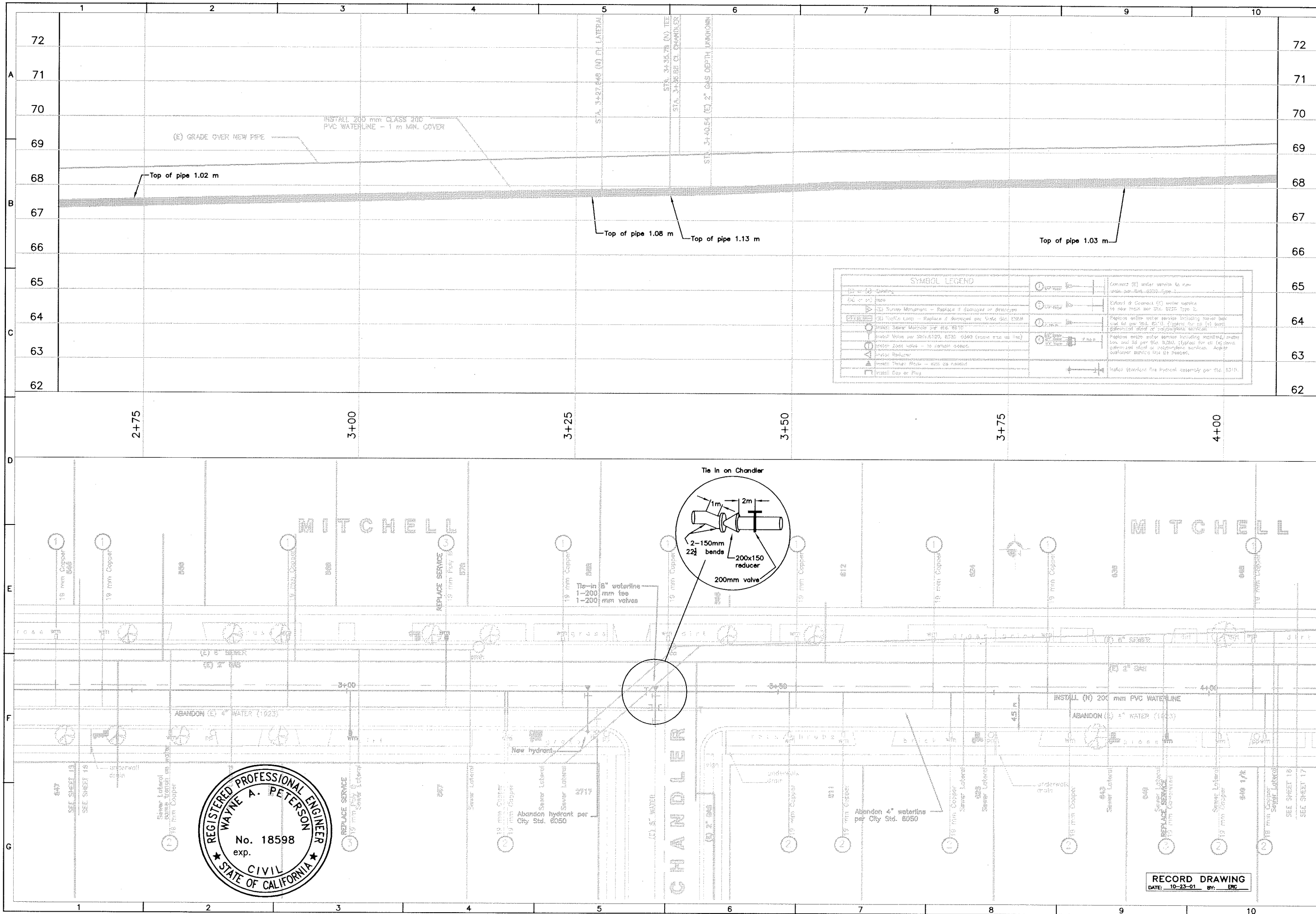
DEC 1999

CITY SPECIFICATION NO.

90033

SHEET NO.

16 of 25


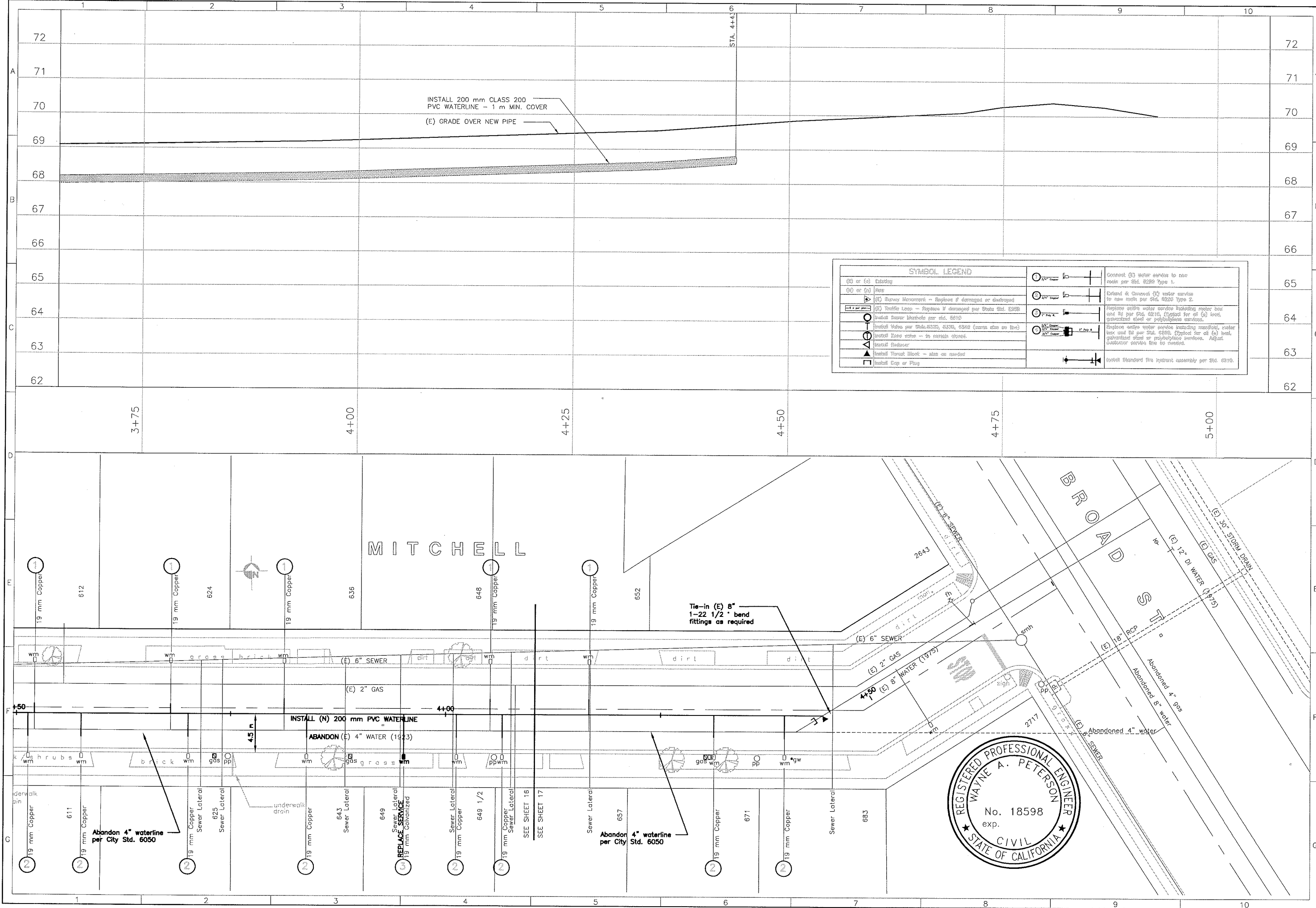


SYMBOL LEGEND	
(1) or (2) - 150mm	Connect (1) under service to new water per City Std. 6050 - Type 1.
(1) or (2) - 150mm	Connect (2) under service to new water per City Std. 6050 - Type 2.
(1) or (2) - 150mm	Connect (3) under service to new water per City Std. 6050 - Type 3.
(1) or (2) - 150mm	Connect (4) under service to new water per City Std. 6050 - Type 4.
(1) or (2) - 150mm	Connect (5) under service to new water per City Std. 6050 - Type 5.
(1) or (2) - 150mm	Connect (6) under service to new water per City Std. 6050 - Type 6.
(1) or (2) - 150mm	Connect (7) under service to new water per City Std. 6050 - Type 7.
(1) or (2) - 150mm	Connect (8) under service to new water per City Std. 6050 - Type 8.
(1) or (2) - 150mm	Connect (9) under service to new water per City Std. 6050 - Type 9.
(1) or (2) - 150mm	Connect (10) under service to new water per City Std. 6050 - Type 10.



REVISIONS:	Drawn By & Date	Record Drawing	Drawn By & Date

PROJECT TITLE	MITCHELL STREET AT CHANDLER STREET
DESIGNED BY:	JV
DRAWN BY:	SR
CHECKED BY:	
APPROVED BY:	
DATE:	DEC 1999
CITY SPECIFICATION NO.	90033
SHEET NO.	16a of 25

The logo for the City of San Luis Obispo, featuring a stylized mountain peak and the text "city of" above "san luis obispo".

etric Scale:
 H: 1:400
 V: SCALE

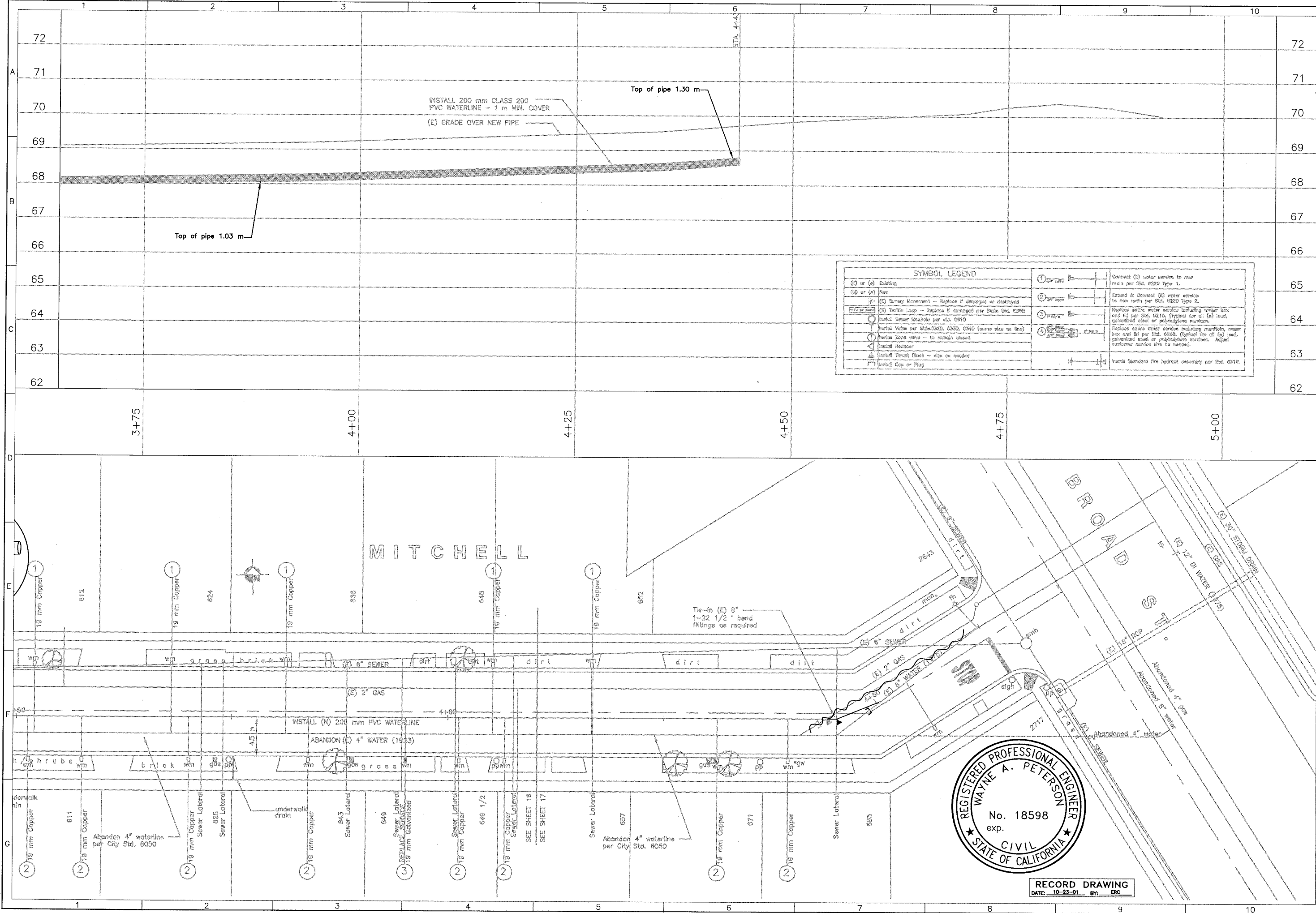
PROJECT TITLE
MITCHELL STREET
AT BROAD STREET

SHEET TITLE:

SIGNED BY: _____
JV
DRAWN BY: _____
SR
CHECKED BY: _____
CHECKED BY _____
PROVED BY: _____

TE:
DEC 1999
Y SPECIFICATION NO.
90033
EET NO.


7 of 25



SYMBOL LEGEND	
(E) or (S) Existing	1. Sewer Manhole
(N) or (W) New	2. Water Manhole
(E) Survey Monument - Replace if damaged or destroyed	3. Sewer Valve
(W) Traffic Loop - Replace if damaged per State Std. 635B	4. Water Valve
Install Sewer Manhole per std. 6310	5. Sewer Cleanout
Install Valve per Std. 6320, 6330, 6340 (same size as line)	6. Water Cleanout
Install Zone Valve - to remain closed	7. Sewer Catch Basin
Install Reducer	8. Water Catch Basin
Install Throat Block - size as needed	9. Sewer Hydrant
Install Cap or Plug	10. Water Hydrant



RECORD DRAWING
DATE: 10-23-01 BY: EAC

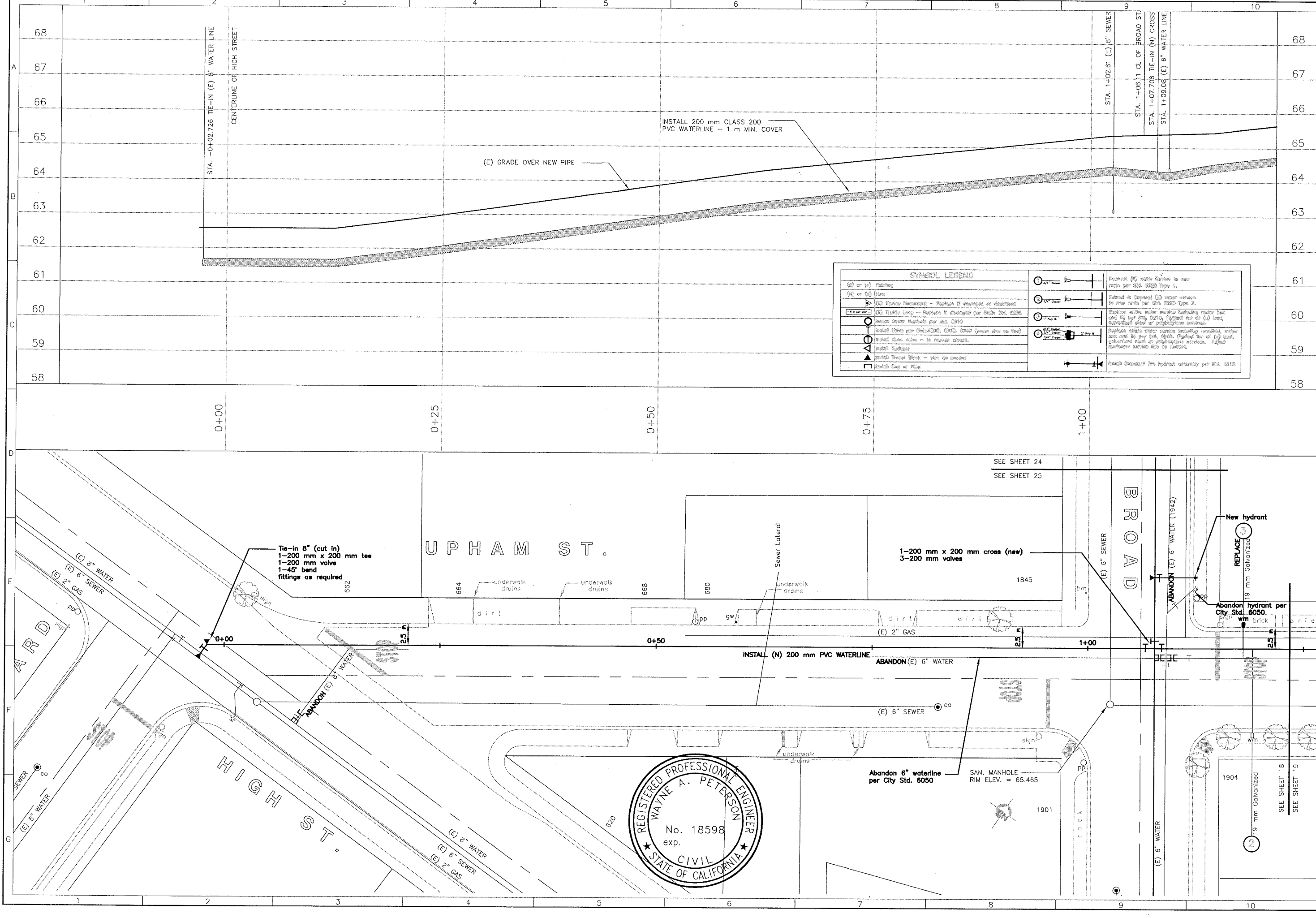


city of
san luis obispo


Drawn By & Date	Record Drawing	Drawn By & Date	Record Drawing
Scale: 1"=40'	Scale: 1"=40'	Scale: 1"=40'	Scale: 1"=40'

PROJECT TITLE
MITCHELL STREET
AT BROAD STREET

DESIGNED BY:	JV
DRAWN BY:	SR
CHECKED BY:	
APPROVED BY:	
DATE:	DEC 1999
CITY SPECIFICATION NO.	90033
SHEET NO.	17a of 25



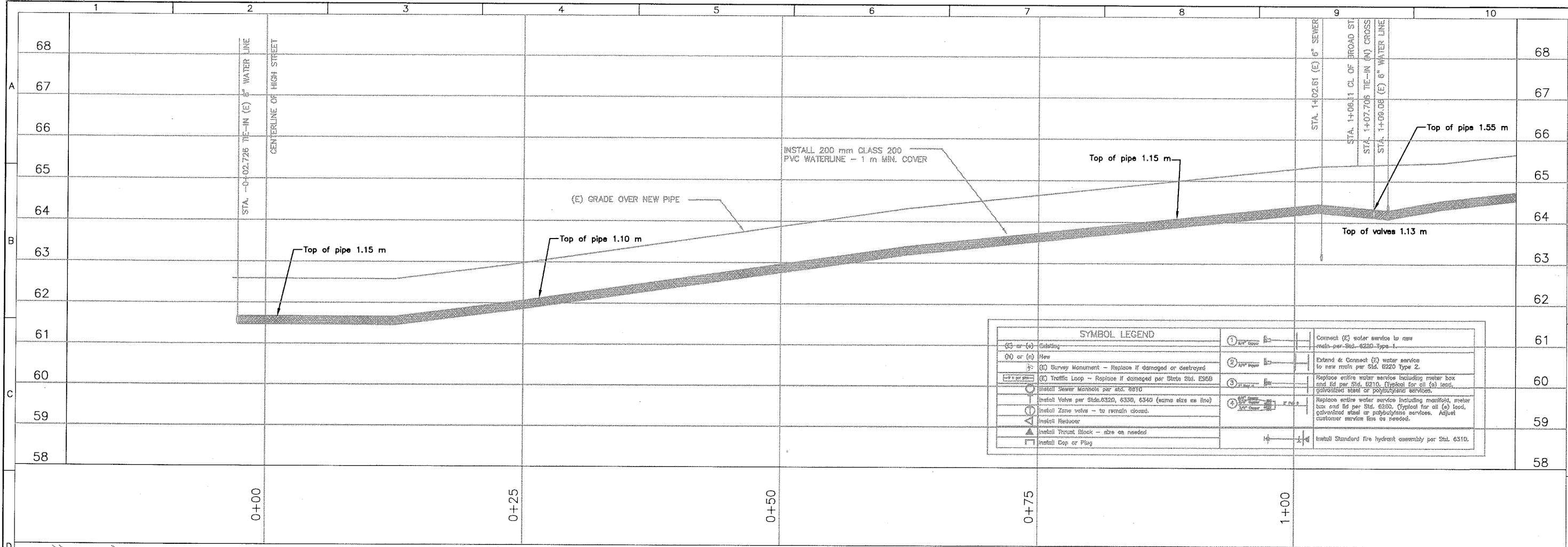
SYMBOL LEGEND	
(S) or (s) Existing	1/2" Cover
(N) or (n) New	1/2" Cover
(E) Survey Measurement - Replace if damaged or destroyed	1" Hydrant
(E) Traffic Loop - Replace if damaged per City Std. 6308	1/2" Cover
Install Valve per City Std. 6310, 6311, 6312 (shown also on sheet)	1/2" Cover
Install Gate valve - to remove them.	1/2" Cover
Install Hydrant	1/2" Cover
Install Street Block - stop as needed	1/2" Cover
Install Cap or Plug	1/2" Cover
Abandon (S) water service to new main per City Std. 6320 Type 1.	1/2" Cover
Abandon & Connect (S) water service to new main per City Std. 6320 Type 2.	1/2" Cover
Replace entire water service including meter box and 1/2" per City Std. 6310. (Applied for all (s) load, galvanized steel or polyethylene service.	1/2" Cover
Replace entire water service including meter box and 1/2" per City Std. 6310. (Applied for all (s) load, galvanized steel or polyethylene service. Adapt waterline service line as needed.	1/2" Cover
Install Standard Fire hydrant assembly per City Std. 6316.	1/2" Cover



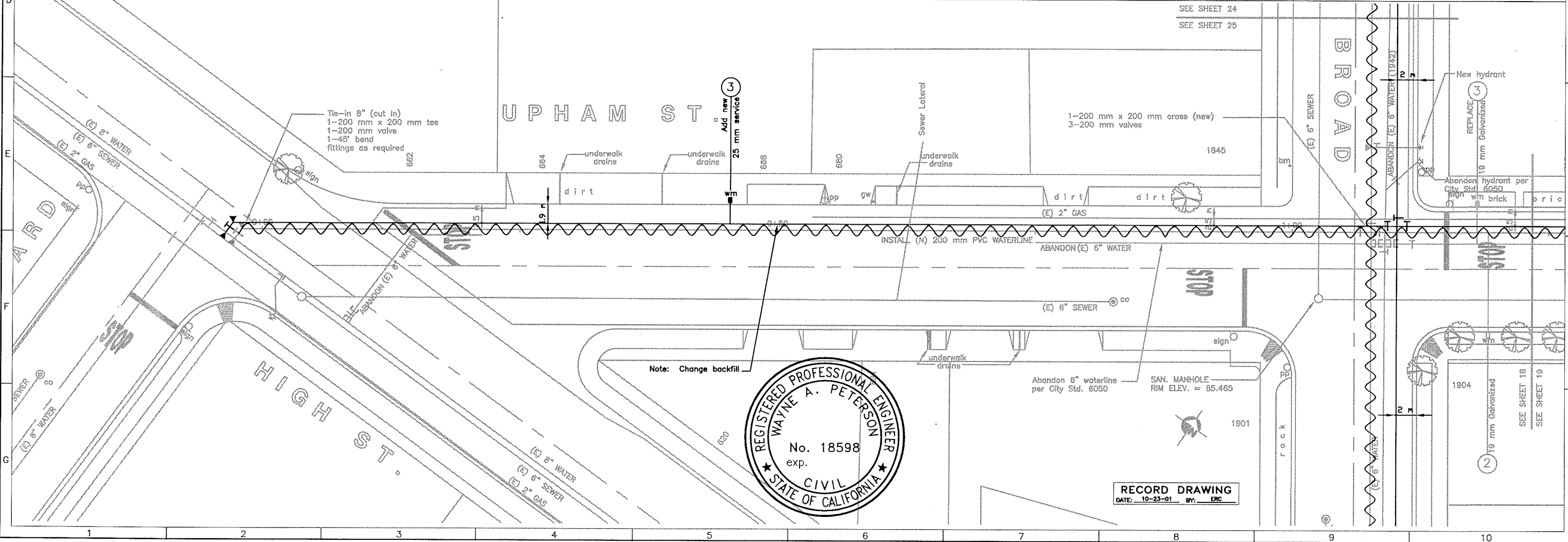
REVISIONS	Drawn By & Date	Record Drawing	Drawn By & Date

Graphic Scale: 1" = 40' V. SCALE


PROJECT TITLE	
UPHAM STREET HIGH ST. - BROAD ST.	
SHEET TITLE	
DESIGNED BY: JV	
DRAWN BY: SR	
CHECKED BY:	
APPROVED BY:	
DATE: DEC 1999	
CITY SPECIFICATION NO. 90033	
SHEET NO.	



SYMBOL LEGEND	
(E) or (W)	Existing
(N) or (U)	New
(S)	(S) Survey Monument - Replace if damaged or destroyed
(T)	(T) Traffic Loop - Replace if damaged per State Std. 6350
(M)	Install Sewer Manhole per std. 6810
(V)	Install Valve per State Std. 6330, 6340 (name also see line)
(Z)	Install Zone valve - to remain closed
(R)	Install Reducer
(B)	Install Thrust Block - size as needed
(C)	Install Cap or Plug
(1)	Connect (E) water service to new main per Std. 6220 Type 1
(2)	Extend & Connect (E) water service to new main per Std. 6220 Type 2
(3)	Replace entire water service including meter box and lid per Std. 6210. (Typical for all (a) lead, galvanized steel or polybutylene services)
(4)	Replace entire water service including manifold, meter box and lid per Std. 6280. (Typical for all (a) lead, galvanized steel or polybutylene services. Adjust customer service line as needed)
(5)	Install Standard Fire hydrant assembly per Std. 6310.

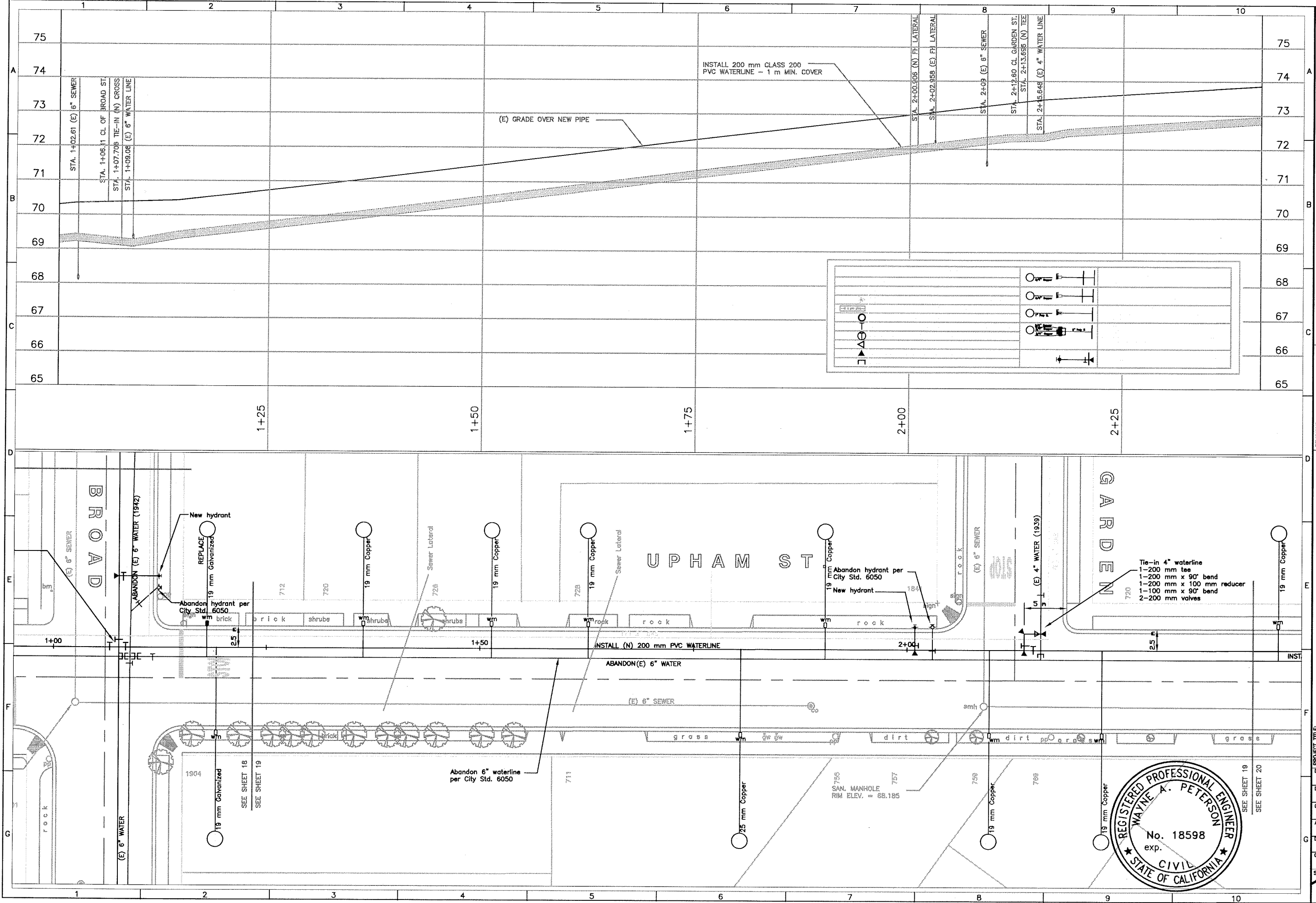


RECORD DRAWING
DATE: 10-23-01 BY: ENC




REVISIONS:	Drawn By & Date	Record Drawing	Drawn By & Date

PROJECT TITLE	UPHAM STREET HIGH ST. - BROAD ST.
DESIGNED BY:	JV
DRAWN BY:	SR
CHECKED BY:	CHECKED BY
APPROVED BY:	APPROVED BY
DATE:	DEC 1999
CITY SPECIFICATION NO.	90033
SHEET NO.	18a of 25



1	2	3	4	5	6	7	8	9	10
75	74	73	72	71	70	69	68	67	66
65	66	67	68	69	70	71	72	73	74
75	74	73	72	71	70	69	68	67	66
65	66	67	68	69	70	71	72	73	74



REVISIONS:	Drawn By & Date	Record Drawing	Drawn By & Date

Scale: 1" = 40' SCALE

PROJECT TITLE: UPHAM STREET BROAD ST. - GARDEN ST.

DESIGNED BY: JV

DRAWN BY: SR

CHECKED BY:

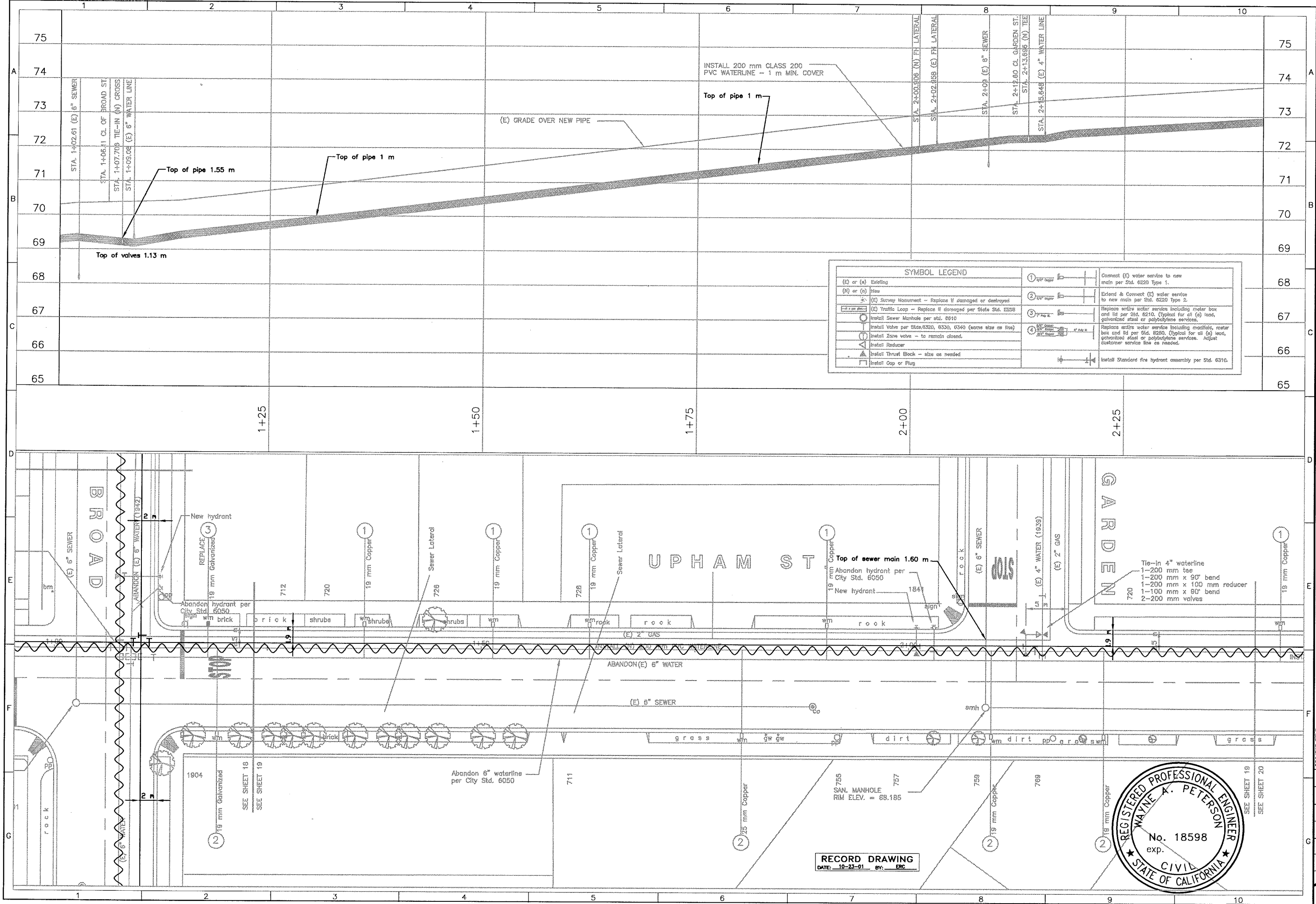
APPROVED BY:

DATE: DEC 1999

CITY SPECIFICATION NO. 90033

SHEET NO. 19 of 25





REVISIONS

Drawn By & Date

Record Drawing

Drawn By & Date

PROJECT TITLE

UPHAM STREET

BROAD ST. - GARDEN ST.

DESIGNED BY:

JV

DRAWN BY:

SR

CHECKED BY:

CHECKED BY

APPROVED BY:

DATE:

DEC 1999

CITY SPECIFICATION NO.

90033

SHEET NO.

19a of 25

city of

san luis obispo

PROJECT TITLE

UPHAM STREET

BROAD ST. - GARDEN ST.

REGISTERED PROFESSIONAL ENGINEER

WAYNE A. PETERSON

No. 18598

exp.

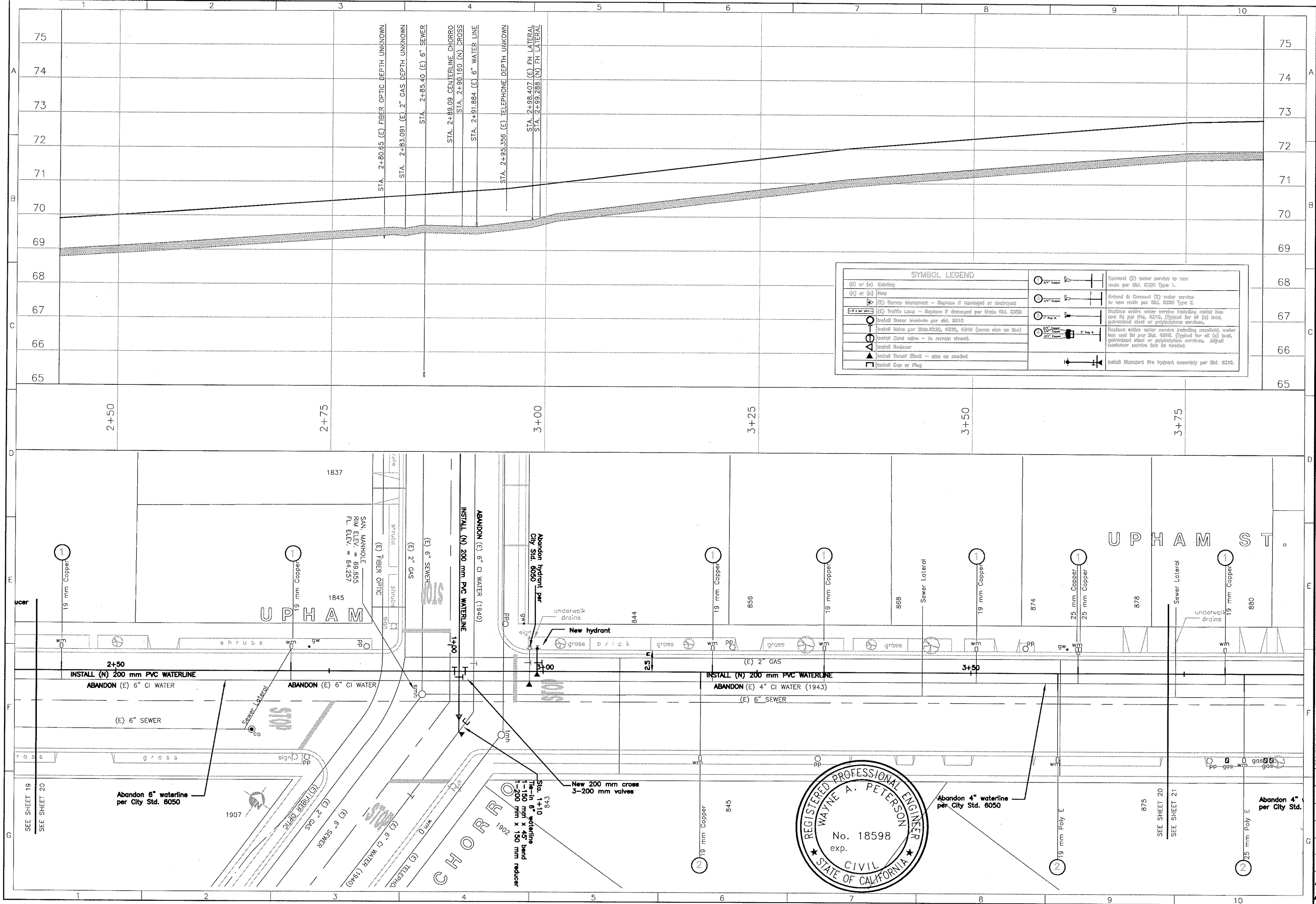
CIVIL

STATE OF CALIFORNIA

Scale:

1:400

SCALE



SYMBOL LEGEND	
60 or (e) Existing	1/4" Copper
90 or (e) New	1/4" Copper
(S) Survey Monument - Replace if damaged or destroyed	1/4" Copper
(Q) Traffic Lamp - Replace if damaged per State Std. 6050	1" Poly E
Installed Water Meters per Std. 6050	1/4" Copper
Installed Valves per Std. 6050, 6070, 6240 (note also see Std.)	1/4" Copper
Installed Zoning Valve - to match closed.	1/4" Copper
Installed Hydrant	1" Poly E
Installed Street Light - note on standard	1" Poly E
Installed Cap or Plug	1" Poly E
Connect (S) water service to new main per Std. 6220 Type 1.	
Reconnect & Connect (S) water service to new main per Std. 6220 Type 2.	
Replace water service including meter box and 1/2" per Std. 6070, (typical for all (e) lines, government street or private street).	
Replace water service including meter box and 1/2" per Std. 6070, (typical for all (e) lines, government street or private street). Adjust customer service line to match.	
Install Standard fire hydrant assembly per Std. 6070.	

city of
san luis obispo

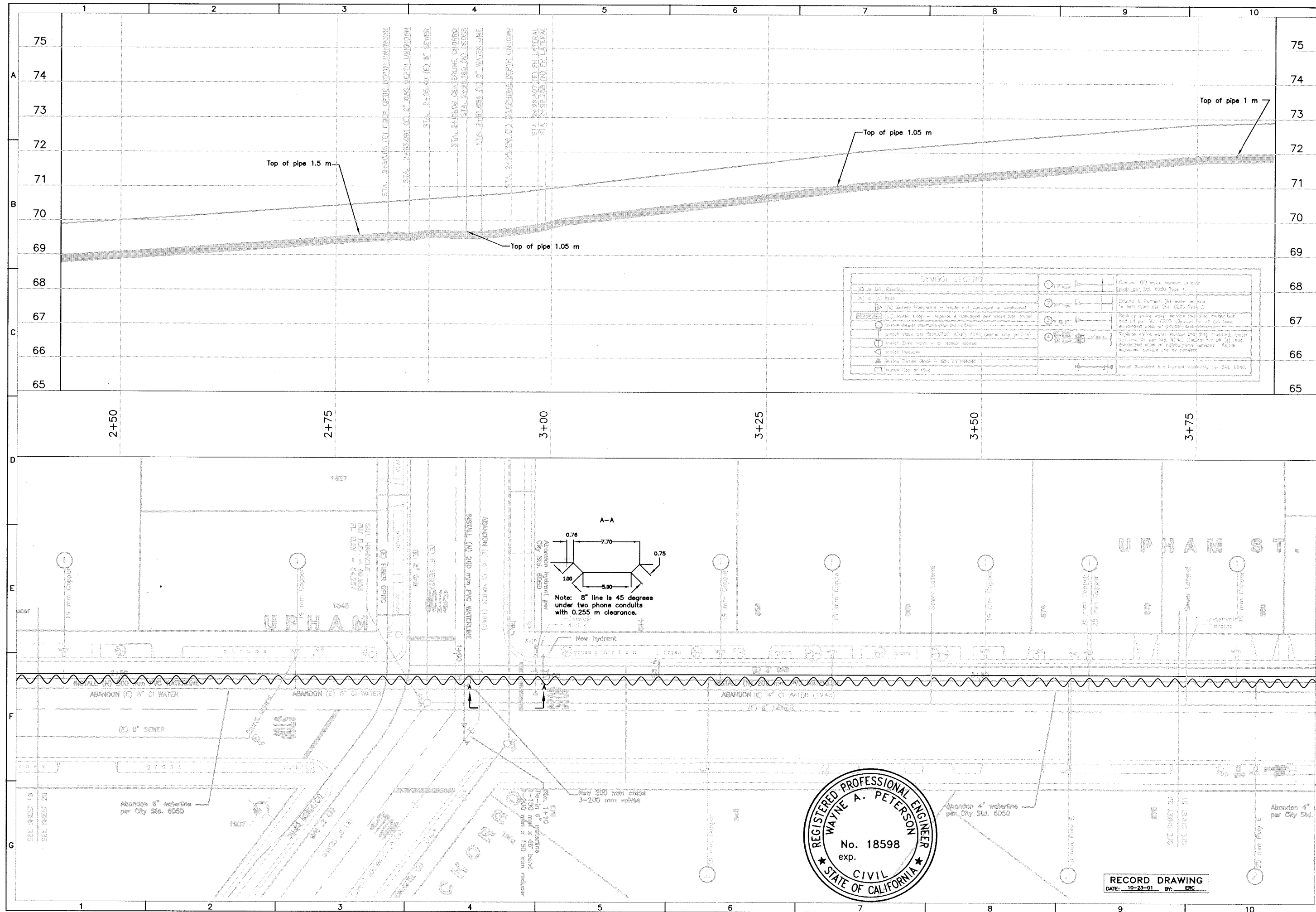
REVISIONS:	Drawn By & Date	Record Drawing	Drawn By & Date

PROJECT TITLE

UPHAM STREET
CHORRO ST. - SANTA BARBARA ST.

SHEET TITLE

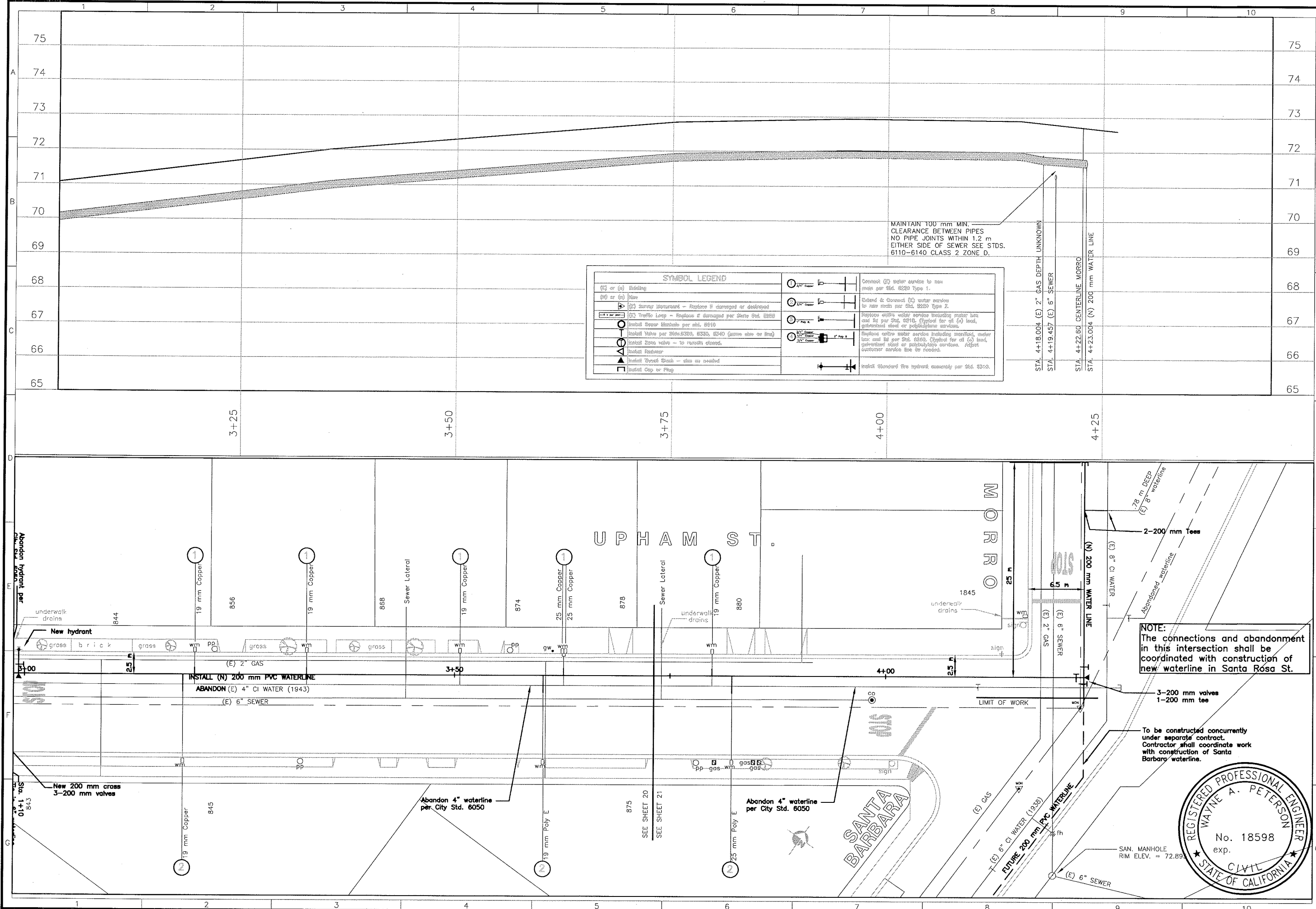
DESIGNED BY:	JV
DRAWN BY:	SR
CHECKED BY:	
APPROVED BY:	
DATE:	DEC 1999
CITY SPECIFICATION NO.	90033
SHEET NO.	20 of 25



city of
san luis obispo

REVISIONS:
Drawn By & Date
Record Drawing
Drawn By & Date
Scale: 1:400
H: 1:400
V: SCALE

PROJECT TITLE
UPHAM STREET
CHORRO ST. - SANTA BARBARA ST.
DESIGNED BY: JV
DRAWN BY: SR
CHECKED BY:
APPROVED BY:
DATE: DEC 1999
CITY SPECIFICATION NO. 90033
SHEET NO. 20a of 25



SYMBOL LEGEND	
(E) or (S) Existing	3/4" Copper
(E) or (S) New	1/4" Copper
(E) Survey Monument - Replace if damaged or destroyed	1" Poly E
(E) Traffic Loop - Replace if damaged per State Std. 6050	2" Poly E
Install Sewer Manhole per std. 6050	3/4" Copper
Install Valve per State Std. 6050, 6055, 6060 (same size as line)	3/4" Copper
Install Zone valve - to remain closed	3/4" Copper
Install Hydrant	3/4" Copper
Install Street Curb - same as needed	3/4" Copper
Install Cap or Plug	3/4" Copper
Connect (E) water service to new main per Std. 6050 Type 1.	3/4" Copper
Extend & Connect (E) water service to new main per Std. 6050 Type 2.	3/4" Copper
Replace entire water service including water line and fit per Std. 6050. (Typical for all (S) line, galvanized steel or polyethylene services)	3/4" Copper
Replace entire water service including manifold, water line and fit per Std. 6050. (Typical for all (S) line, galvanized steel or polyethylene services. Report customer service line as needed)	3/4" Copper
Install Standard fire hydrant assembly per Std. 6050	3/4" Copper

City of
san luis obispo

REVISIONS:	Drawn By & Date	Record Drawing	Drawn By & Date

PROJECT TITLE

UPHAM STREET

CHORRO ST. - SANTA BARBARA ST.

DESIGNED BY: JV

DRAWN BY: SR

CHECKED BY: SR

APPROVED BY:

DATE: DEC 1999

CITY SPECIFICATION NO. 90033

SHEET NO. 21 of 25

REGISTERED PROFESSIONAL ENGINEER

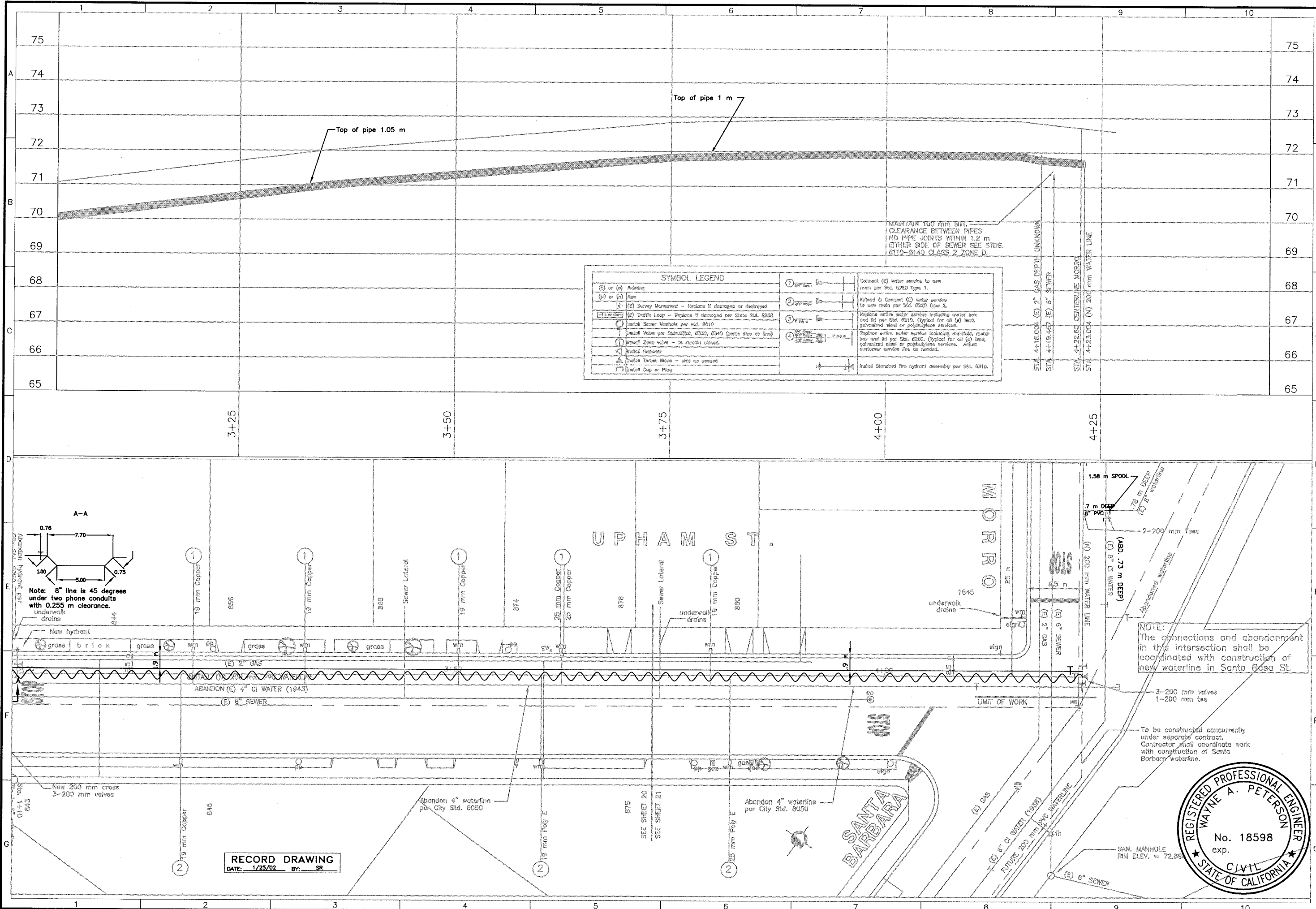
WAYNE A. PETERSON

No. 18598

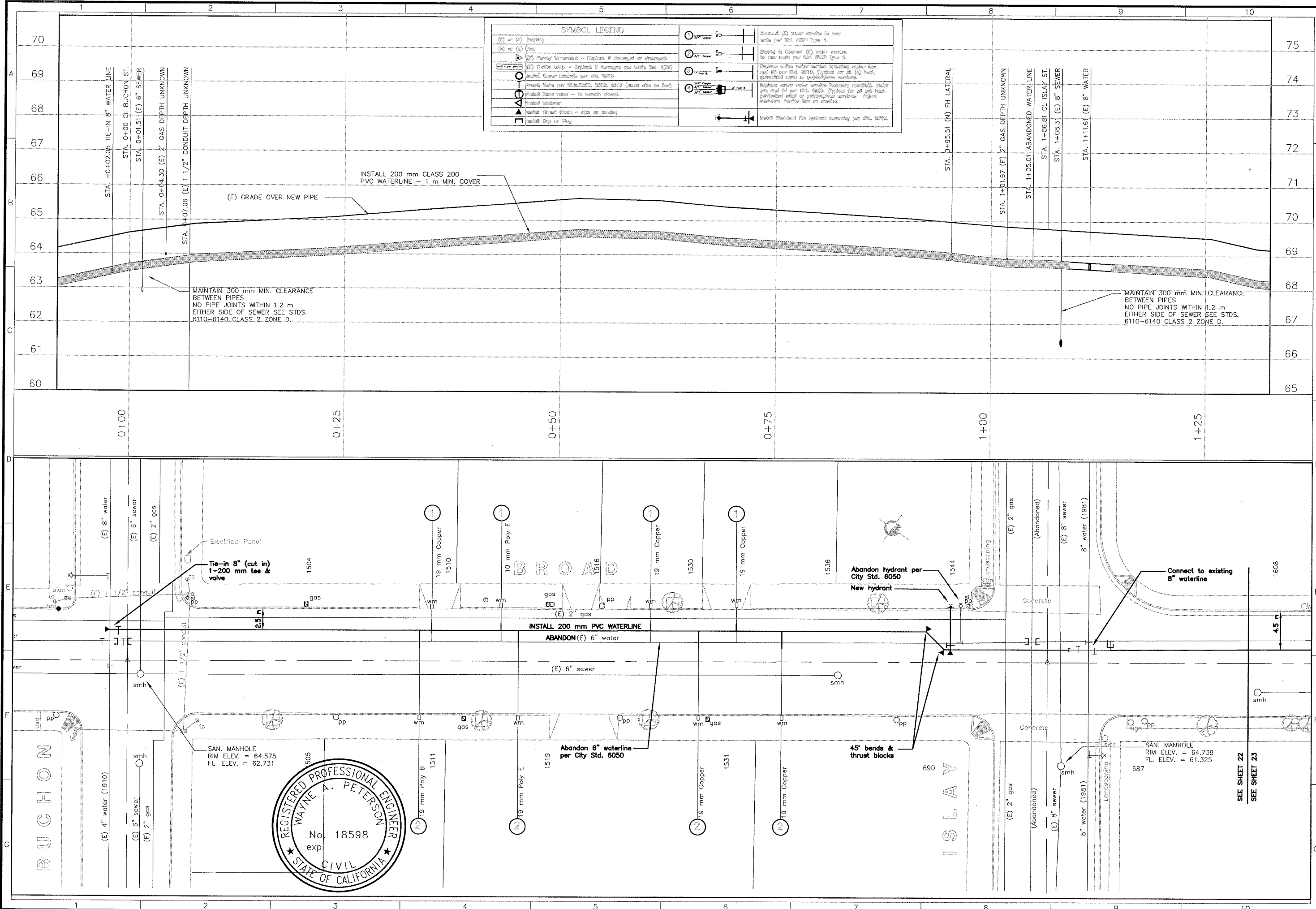
exp.

CIVIL


STATE OF CALIFORNIA



SYMBOL LEGEND	
(E) or (N) Existing	1. 4" gas
(N) or (E) New	2. 6" gas
(E) Survey Monument - Replace if damaged or destroyed	3. 8" gas
(E) Traffic Loop - Replace if damaged per State Std. 6050	4. 10" gas
Install Sewer Manhole per std. 6010	5. 12" gas
Install Valve per Std. 6030, 6030, 6040 (same size as line)	6. 14" gas
Install Zone valve - to remain closed	7. 16" gas
Install Reducer	8. 18" gas
Install Thrust Block - also as needed	9. 20" gas
Install Cap or Plug	10. 22" gas
	11. 24" gas
	12. 26" gas
	13. 28" gas
	14. 30" gas
	15. 32" gas
	16. 34" gas
	17. 36" gas
	18. 38" gas
	19. 40" gas
	20. 42" gas
	21. 44" gas
	22. 46" gas
	23. 48" gas
	24. 50" gas
	25. 52" gas
	26. 54" gas
	27. 56" gas
	28. 58" gas
	29. 60" gas
	30. 62" gas
	31. 64" gas
	32. 66" gas
	33. 68" gas
	34. 70" gas
	35. 72" gas
	36. 74" gas
	37. 76" gas
	38. 78" gas
	39. 80" gas
	40. 82" gas
	41. 84" gas
	42. 86" gas
	43. 88" gas
	44. 90" gas
	45. 92" gas
	46. 94" gas
	47. 96" gas
	48. 98" gas
	49. 100" gas
	50. 102" gas
	51. 104" gas
	52. 106" gas
	53. 108" gas
	54. 110" gas
	55. 112" gas
	56. 114" gas
	57. 116" gas
	58. 118" gas
	59. 120" gas
	60. 122" gas
	61. 124" gas
	62. 126" gas
	63. 128" gas
	64. 130" gas
	65. 132" gas
	66. 134" gas
	67. 136" gas
	68. 138" gas
	69. 140" gas
	70. 142" gas
	71. 144" gas
	72. 146" gas
	73. 148" gas
	74. 150" gas
	75. 152" gas
	76. 154" gas
	77. 156" gas
	78. 158" gas
	79. 160" gas
	80. 162" gas
	81. 164" gas
	82. 166" gas
	83. 168" gas
	84. 170" gas
	85. 172" gas
	86. 174" gas
	87. 176" gas
	88. 178" gas
	89. 180" gas
	90. 182" gas
	91. 184" gas
	92. 186" gas
	93. 188" gas
	94. 190" gas
	95. 192" gas
	96. 194" gas
	97. 196" gas
	98. 198" gas
	99. 200" gas
	100. 202" gas
	101. 204" gas
	102. 206" gas
	103. 208" gas
	104. 210" gas
	105. 212" gas
	106. 214" gas
	107. 216" gas
	108. 218" gas
	109. 220" gas
	110. 222" gas
	111. 224" gas
	112. 226" gas
	113. 228" gas
	114. 230" gas
	115. 232" gas
	116. 234" gas
	117. 236" gas
	118. 238" gas
	119. 240" gas
	120. 242" gas
	121. 244" gas
	122. 246" gas
	123. 248" gas
	124. 250" gas
	125. 252" gas
	126. 254" gas
	127. 256" gas
	128. 258" gas
	129. 260" gas
	130. 262" gas
	131. 264" gas
	132. 266" gas
	133. 268" gas
	134. 270" gas
	135. 272" gas
	136. 274" gas
	137. 276" gas
	138. 278" gas
	139. 280" gas
	140. 282" gas
	141. 284" gas
	142. 286" gas
	143. 288" gas
	144. 290" gas
	145. 292" gas
	146. 294" gas
	147. 296" gas
	148. 298" gas
	149. 300" gas
	150. 302" gas
	151. 304" gas
	152. 306" gas
	153. 308" gas
	154. 310" gas
	155. 312" gas
	156. 314" gas
	157. 316" gas
	158. 318" gas
	159. 320" gas
	160. 322" gas
	161. 324" gas
	162. 326" gas
	163. 328" gas
	164. 330" gas
	165. 332" gas
	166. 334" gas
	167. 336" gas
	168. 338" gas
	169. 340" gas
	170. 342" gas
	171. 344" gas
	172. 346" gas
	173. 348" gas
	174. 350" gas
	175. 352" gas
	176. 354" gas
	177. 356" gas
	178. 358" gas
	179. 360" gas
	180. 362" gas
	181. 364" gas
	182. 366" gas
	183. 368" gas
	184. 370" gas
	185. 372" gas
	186. 374" gas
	187. 376" gas
	188. 378" gas
	189. 380" gas
	190. 382" gas
	191. 384" gas
	192. 386" gas
	193. 388" gas
	194. 390" gas
	195. 392" gas
	196. 394" gas
	197. 396" gas
	198. 398" gas
	199. 400" gas
	200. 402" gas
	201. 404" gas
	202. 406" gas
	203. 408" gas
	204. 410" gas
	205. 412" gas
	206. 414" gas
	207. 416" gas
	208. 418" gas
	209. 420" gas
	210. 422" gas
	211. 424" gas
	212. 426" gas
	213. 428" gas
	214. 430" gas
	215. 432" gas
	216. 434" gas
	217. 436" gas
	218. 438" gas
	219. 440" gas
	220. 442" gas
	221. 444" gas
	222. 446" gas
	223. 448" gas
	224. 450" gas
	225. 452" gas
	226. 454" gas
	227. 456" gas
	228. 458" gas
	229. 460" gas
	230. 462" gas
	231. 464" gas
	232. 466" gas
	233. 468" gas
	234. 470" gas
	235. 472" gas
	236. 474" gas
	237. 476" gas
	238. 478" gas
	239. 480" gas
	240. 482" gas
	241. 484" gas
	242. 486" gas
	243. 488" gas
	244. 490" gas
	245. 492" gas
	246. 494" gas
	247. 496" gas
	248. 498" gas
	249. 500" gas
	250. 502" gas
	251. 504" gas
	252. 506" gas
	253. 508" gas
	254. 510" gas
	255. 512" gas
	256. 514" gas
	257. 516" gas
	258. 518" gas
	259. 520" gas
	260. 522" gas
	261. 524" gas
	262. 526" gas
	263. 528" gas
	264. 530" gas
	265. 532" gas
	266. 534" gas
	267. 536" gas
	268. 538" gas
	269. 540" gas
	270. 542" gas
	271. 544" gas
	272. 546" gas
	273. 548" gas
	274. 550" gas
	275. 552" gas
	276. 554" gas
	277. 556" gas
	278. 558" gas
	279. 560" gas
	280. 562" gas
	281. 564" gas
	282. 566" gas
	283. 568" gas
	284. 570" gas
	285. 572" gas
	286. 574" gas
	287. 576" gas
	288. 578" gas
	289. 580" gas
	290. 582" gas
	291. 584" gas
	292. 586" gas
	293. 588" gas
	294. 590" gas
	295. 592" gas
	296. 594" gas
	297. 596" gas
	298. 598" gas
	299. 600" gas
	300. 602" gas
	301. 604" gas
	302. 606" gas
	303. 608" gas
	304. 610" gas
	305. 612" gas
	306. 614" gas
	307. 616" gas
	308. 618" gas
	309. 620" gas
	310. 622" gas
	311. 624" gas
	312. 626" gas
	313. 628" gas
	314. 630" gas
	315. 632" gas
	316. 634" gas
	317. 636" gas
	318. 638" gas
	319. 640" gas
	320. 642" gas
	321. 644" gas
	322. 646" gas
	323. 648" gas
	324. 650" gas
	325. 652" gas
	326. 654" gas
	327. 656" gas
	328. 658" gas
	329. 660" gas
	330. 662" gas
	331. 664" gas
	332. 666" gas
	333. 668" gas
	334. 670" gas
	335. 672" gas
	336. 674" gas
	337. 676" gas
	338. 678" gas
	339. 680" gas
	340. 682" gas
	341. 684" gas
	342. 686" gas
	343. 688" gas
	344. 690" gas
	345. 692" gas
	346. 694" gas
	347. 696" gas
	348. 698" gas
	349. 700" gas
	350. 702" gas
	351. 704" gas
	352. 706" gas
	353. 708" gas
	354. 710" gas
	355. 712" gas
	356. 714" gas
	357. 716" gas
	358. 718" gas
	359. 720" gas
	360. 722" gas
	361. 724" gas
	362. 726" gas
	363. 728" gas
	364. 730" gas
	365. 732" gas
	366. 734" gas
	367. 736" gas
	368. 738" gas
	369. 740" gas
	370. 742" gas
	371. 744" gas
	372. 746" gas
	373. 748" gas
	374. 750" gas
	375. 752" gas
	376. 754" gas
	377. 756" gas
	378. 758" gas
	379. 760" gas
	380. 762" gas
	381. 764" gas
	382. 766" gas
	383. 768" gas
	384. 770" gas
	385. 772" gas
	386. 774" gas
	387. 776" gas
	388. 778" gas
	389. 780" gas
	390. 782" gas
	391. 784" gas
	392. 786" gas
	393. 788" gas
	394. 790" gas
	395. 792" gas
	396. 794" gas
	397. 796" gas
	398. 798" gas
	399. 800" gas
	400. 802" gas
	401. 804" gas
	402. 806" gas
	403. 808" gas
	404. 810" gas
	405. 812" gas
	406. 814" gas
	407. 816" gas
	408. 818" gas
	409. 820" gas
	410. 822" gas
	411. 824" gas
	412. 826" gas
	413. 828" gas
	414. 830" gas
	415. 832" gas
	416. 834" gas
	417. 836" gas
	418. 838" gas
	419. 840" gas
	420. 842" gas
	421. 844" gas
	422. 846" gas
	423. 848" gas
	424. 850" gas
	425. 852" gas
	426. 854" gas
	427. 856" gas
	428. 858" gas
	429. 860" gas
	430. 862" gas
	431. 864" gas
	432. 866" gas
	433. 868" gas
	434. 870" gas
	435. 872" gas
	436. 874" gas
	437. 876" gas
	438. 878" gas
	439. 880" gas
	440. 882" gas
	441. 884" gas
	442. 886" gas
	443. 888" gas
	444. 890" gas
	445. 892" gas
	446. 894" gas
	447. 896" gas
	448. 898" gas
	449. 900" gas
	450. 902" gas
	451. 904" gas
	452. 906" gas
	453. 908" gas
	454. 910" gas
	455. 912" gas
	456. 914" gas
	457. 916" gas
	458. 918" gas
	459. 920" gas
	460. 922" gas
	461. 924" gas
	462. 926" gas
	463. 928" gas
	464. 930" gas
	465. 932" gas
	466. 934" gas
	467. 936" gas
	468. 938" gas
	469. 940" gas
	470. 942" gas
	471. 944" gas
	472. 946" gas
	473. 948" gas
	474. 950" gas
	475. 952" gas
	476. 954" gas
	477. 956" gas
	478. 958" gas
	479. 960" gas
	480. 962" gas
	481. 964" gas
	482. 966" gas
	483. 968" gas
	484. 970" gas
	485. 972" gas
	486. 974" gas
	487. 976" gas
	488. 978" gas
	489. 980" gas
	490. 982" gas
	491. 984" gas
	492. 986" gas
	493. 988" gas
	494. 990" gas
	495. 992" gas
	496. 994" gas
	497. 996" gas
	498. 998" gas
	499. 1000" gas
	500. 1002" gas
	501. 1004" gas
	502. 1006" gas
	503. 1008" gas
	504. 1010" gas
	505. 1012" gas
	506. 1014" gas
	507. 1016" gas
	508. 1018" gas
	509. 1020" gas
	510. 1022" gas
	511. 1024" gas
	512. 1026" gas
	513. 1028" gas
	514. 1030" gas
	515. 1032" gas
	516. 1034" gas
	517. 1036" gas
	518. 1038" gas
	519. 1040" gas
	520. 1042" gas
	521. 1044" gas
	522. 1046" gas
	523. 1048" gas
	524. 1050" gas
	525. 1052" gas
	526. 1054" gas
	527. 1056" gas
	528. 1058" gas
	529. 1060" gas
	530. 1062"

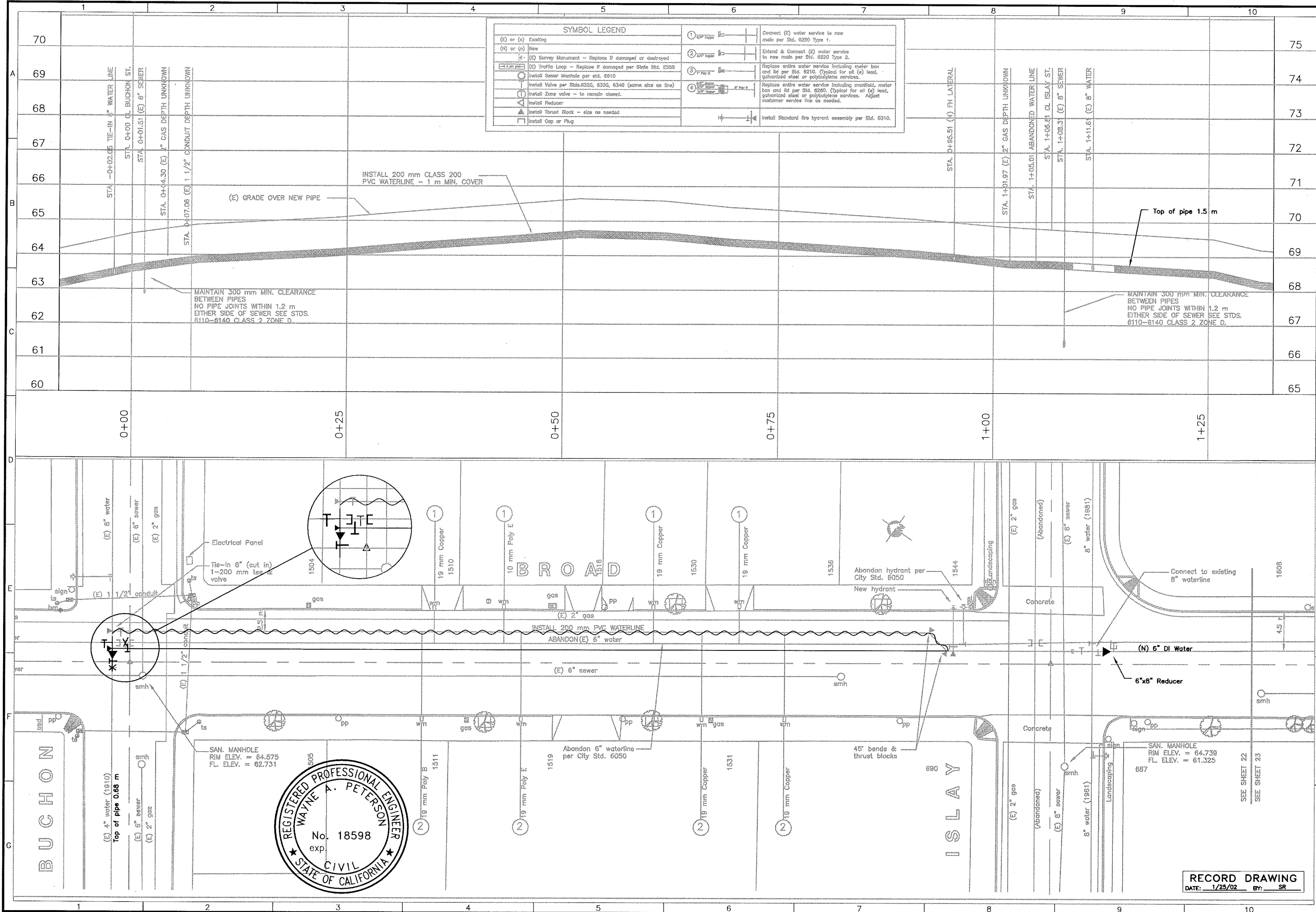


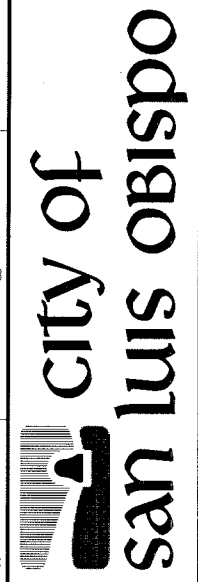
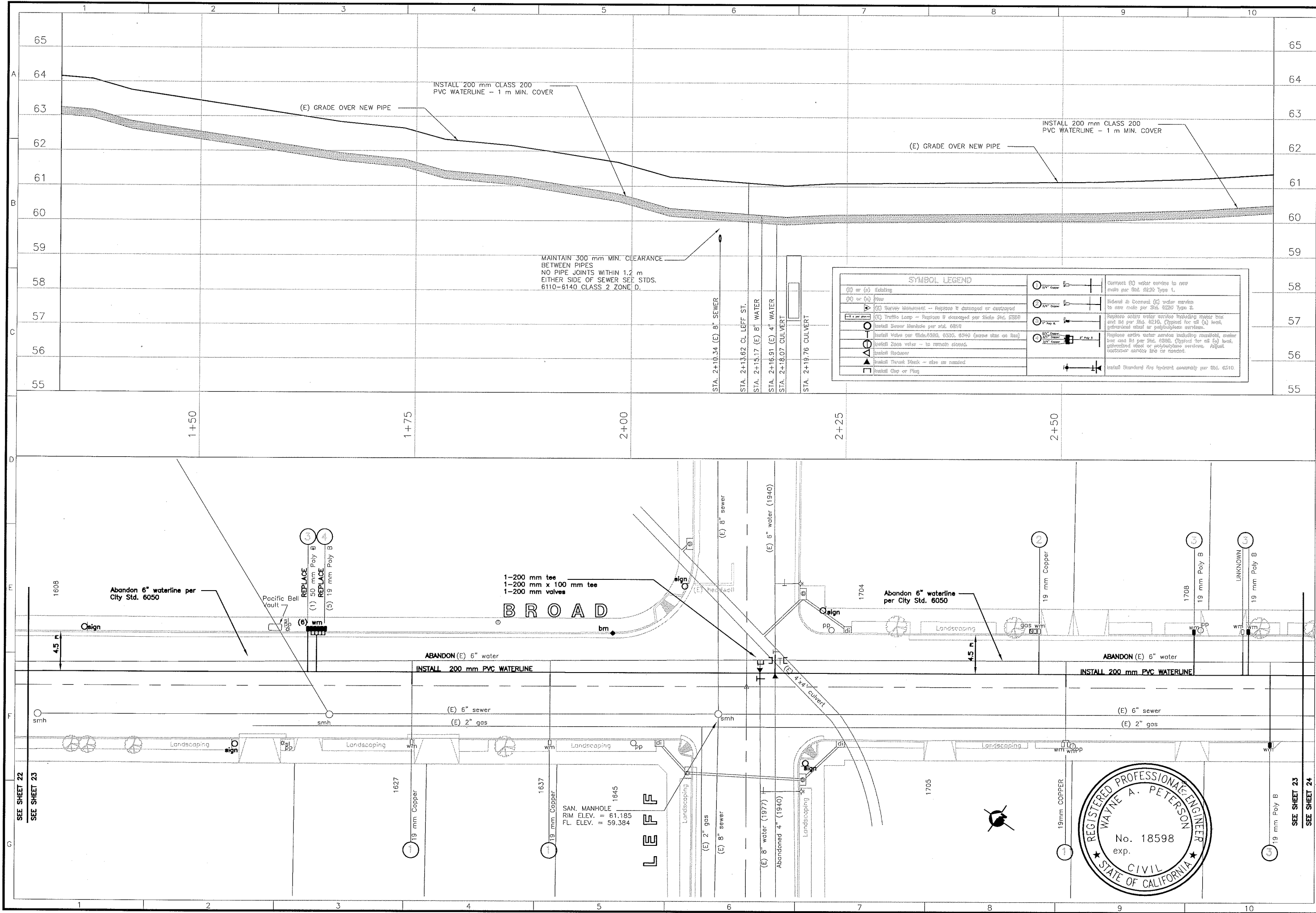
SYMBOL LEGEND	
(C) or (S) Existing	Connect (C) water service to new main per Std. 6220 Type 1.
(E) or (S) New	Reinforced Concrete (C) water service to new main per Std. 6220 Type 2.
(E) or (S) New	Reinforced Concrete (C) water service to new main per Std. 6220 Type 2.
(E) or (S) New	Reinforced Concrete (C) water service to new main per Std. 6220 Type 2.
(E) or (S) New	Reinforced Concrete (C) water service to new main per Std. 6220 Type 2.
(E) or (S) New	Reinforced Concrete (C) water service to new main per Std. 6220 Type 2.
(E) or (S) New	Reinforced Concrete (C) water service to new main per Std. 6220 Type 2.
(E) or (S) New	Reinforced Concrete (C) water service to new main per Std. 6220 Type 2.
(E) or (S) New	Reinforced Concrete (C) water service to new main per Std. 6220 Type 2.
(E) or (S) New	Reinforced Concrete (C) water service to new main per Std. 6220 Type 2.



REVISIONS:	Drawn By & Date	Record Drawing	Drawn By & Date

PROJECT TITLE	BROAD STREET BUCHON ST. - ISLAY ST.
DESIGNED BY:	JV
DRAWN BY:	SR
CHECKED BY:	
APPROVED BY:	
DATE:	DEC 1999
CITY SPECIFICATION NO.	90033
SHEET NO.	22 of 25





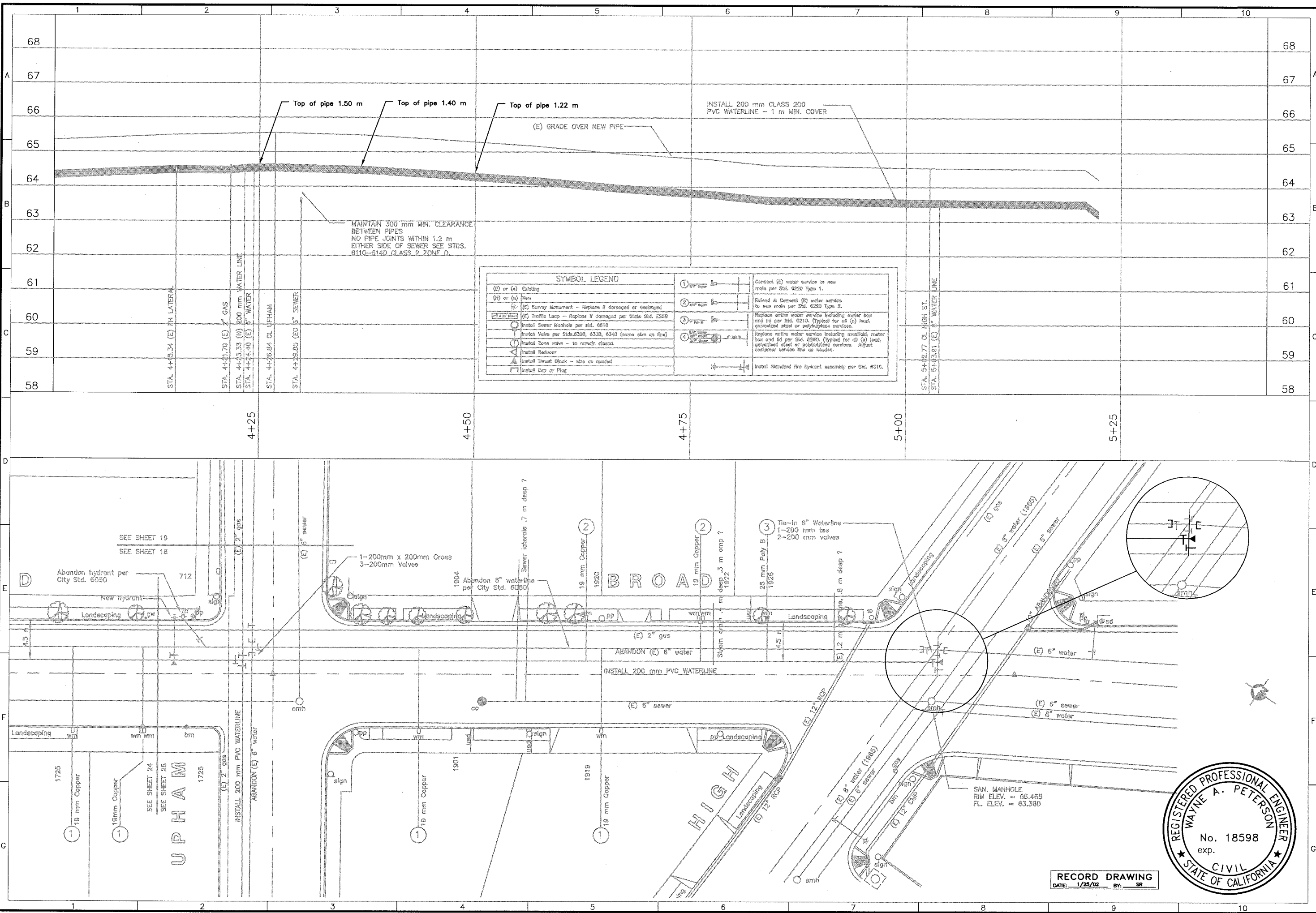
REVISIONS:	Drawn By & Date	Record Drawing	Drawn By & Date

PROJECT TITLE
BROAD STREET
ISLAY ST. - LEFT ST.

DESIGNED BY: JV
DRAWN BY: SR
CHECKED BY:
APPROVED BY:

DATE:
CITY SPECIFICATION NO. 90033
SHEET NO. 23 of 25





SYMBOL LEGEND	
(E) or (A) Existing	1" 2" 3" 4" 6" 8" 12" 18" 24" 30" 36" 42" 48" 54" 60" 66" 72" 78" 84" 90" 96" 102" 108" 114" 120" 126" 132" 138" 144" 150" 156" 162" 168" 174" 180" 186" 192" 198" 204" 210" 216" 222" 228" 234" 240" 246" 252" 258" 264" 270" 276" 282" 288" 294" 300" 306" 312" 318" 324" 330" 336" 342" 348" 354" 360" 366" 372" 378" 384" 390" 396" 402" 408" 414" 420" 426" 432" 438" 444" 450" 456" 462" 468" 474" 480" 486" 492" 498" 504" 510" 516" 522" 528" 534" 540" 546" 552" 558" 564" 570" 576" 582" 588" 594" 600" 606" 612" 618" 624" 630" 636" 642" 648" 654" 660" 666" 672" 678" 684" 690" 696" 702" 708" 714" 720" 726" 732" 738" 744" 750" 756" 762" 768" 774" 780" 786" 792" 798" 804" 810" 816" 822" 828" 834" 840" 846" 852" 858" 864" 870" 876" 882" 888" 894" 900" 906" 912" 918" 924" 930" 936" 942" 948" 954" 960" 966" 972" 978" 984" 990" 996" 1002" 1008" 1014" 1020" 1026" 1032" 1038" 1044" 1050" 1056" 1062" 1068" 1074" 1080" 1086" 1092" 1098" 1104" 1110" 1116" 1122" 1128" 1134" 1140" 1146" 1152" 1158" 1164" 1170" 1176" 1182" 1188" 1194" 1200" 1206" 1212" 1218" 1224" 1230" 1236" 1242" 1248" 1254" 1260" 1266" 1272" 1278" 1284" 1290" 1296" 1302" 1308" 1314" 1320" 1326" 1332" 1338" 1344" 1350" 1356" 1362" 1368" 1374" 1380" 1386" 1392" 1398" 1404" 1410" 1416" 1422" 1428" 1434" 1440" 1446" 1452" 1458" 1464" 1470" 1476" 1482" 1488" 1494" 1500" 1506" 1512" 1518" 1524" 1530" 1536" 1542" 1548" 1554" 1560" 1566" 1572" 1578" 1584" 1590" 1596" 1602" 1608" 1614" 1620" 1626" 1632" 1638" 1644" 1650" 1656" 1662" 1668" 1674" 1680" 1686" 1692" 1698" 1704" 1710" 1716" 1722" 1728" 1734" 1740" 1746" 1752" 1758" 1764" 1770" 1776" 1782" 1788" 1794" 1800" 1806" 1812" 1818" 1824" 1830" 1836" 1842" 1848" 1854" 1860" 1866" 1872" 1878" 1884" 1890" 1896" 1902" 1908" 1914" 1920" 1926" 1932" 1938" 1944" 1950" 1956" 1962" 1968" 1974" 1980" 1986" 1992" 1998" 2004" 2010" 2016" 2022" 2028" 2034" 2040" 2046" 2052" 2058" 2064" 2070" 2076" 2082" 2088" 2094" 2100" 2106" 2112" 2118" 2124" 2130" 2136" 2142" 2148" 2154" 2160" 2166" 2172" 2178" 2184" 2190" 2196" 2202" 2208" 2214" 2220" 2226" 2232" 2238" 2244" 2250" 2256" 2262" 2268" 2274" 2280" 2286" 2292" 2298" 2304" 2310" 2316" 2322" 2328" 2334" 2340" 2346" 2352" 2358" 2364" 2370" 2376" 2382" 2388" 2394" 2400" 2406" 2412" 2418" 2424" 2430" 2436" 2442" 2448" 2454" 2460" 2466" 2472" 2478" 2484" 2490" 2496" 2502" 2508" 2514" 2520" 2526" 2532" 2538" 2544" 2550" 2556" 2562" 2568" 2574" 2580" 2586" 2592" 2598" 2604" 2610" 2616" 2622" 2628" 2634" 2640" 2646" 2652" 2658" 2664" 2670" 2676" 2682" 2688" 2694" 2700" 2706" 2712" 2718" 2724" 2730" 2736" 2742" 2748" 2754" 2760" 2766" 2772" 2778" 2784" 2790" 2796" 2802" 2808" 2814" 2820" 2826" 2832" 2838" 2844" 2850" 2856" 2862" 2868" 2874" 2880" 2886" 2892" 2898" 2904" 2910" 2916" 2922" 2928" 2934" 2940" 2946" 2952" 2958" 2964" 2970" 2976" 2982" 2988" 2994" 3000" 3006" 3012" 3018" 3024" 3030" 3036" 3042" 3048" 3054" 3060" 3066" 3072" 3078" 3084" 3090" 3096" 3102" 3108" 3114" 3120" 3126" 3132" 3138" 3144" 3150" 3156" 3162" 3168" 3174" 3180" 3186" 3192" 3198" 3204" 3210" 3216" 3222" 3228" 3234" 3240" 3246" 3252" 3258" 3264" 3270" 3276" 3282" 3288" 3294" 3300" 3306" 3312" 3318" 3324" 3330" 3336" 3342" 3348" 3354" 3360" 3366" 3372" 3378" 3384" 3390" 3396" 3402" 3408" 3414" 3420" 3426" 3432" 3438" 3444" 3450" 3456" 3462" 3468" 3474" 3480" 3486" 3492" 3498" 3504" 3510" 3516" 3522" 3528" 3534" 3540" 3546" 3552" 3558" 3564" 3570" 3576" 3582" 3588" 3594" 3600" 3606" 3612" 3618" 3624" 3630" 3636" 3642" 3648" 3654" 3660" 3666" 3672" 3678" 3684" 3690" 3696" 3702" 3708" 3714" 3720" 3726" 3732" 3738" 3744" 3750" 3756" 3762" 3768" 3774" 3780" 3786" 3792" 3798" 3804" 3810" 3816" 3822" 3828" 3834" 3840" 3846" 3852" 3858" 3864" 3870" 3876" 3882" 3888" 3894" 3900" 3906" 3912" 3918" 3924" 3930" 3936" 3942" 3948" 3954" 3960" 3966" 3972" 3978" 3984" 3990" 3996" 4002" 4008" 4014" 4020" 4026" 4032" 4038" 4044" 4050" 4056" 4062" 4068" 4074" 4080" 4086" 4092" 4098" 4104" 4110" 4116" 4122" 4128" 4134" 4140" 4146" 4152" 4158" 4164" 4170" 4176" 4182" 4188" 4194" 4200" 4206" 4212" 4218" 4224" 4230" 4236" 4242" 4248" 4254" 4260" 4266" 4272" 4278" 4284" 4290" 4296" 4302" 4308" 4314" 4320" 4326" 4332" 4338" 4344" 4350" 4356" 4362" 4368" 4374" 4380" 4386" 4392" 4398" 4404" 4410" 4416" 4422" 4428" 4434" 4440" 4446" 4452" 4458" 4464" 4470" 4476" 4482" 4488" 4494" 4500" 4506" 4512" 4518" 4524" 4530" 4536" 4542" 4548" 4554" 4560" 4566" 4572" 4578" 4584" 4590" 4596" 4602" 4608" 4614" 4620" 4626" 4632" 4638" 4644" 4650" 4656" 4662" 4668" 4674" 4680" 4686" 4692" 4698" 4704" 4710" 4716" 4722" 4728" 4734" 4740" 4746" 4752" 4758" 4764" 4770" 4776" 4782" 4788" 4794" 4800" 4806" 4812" 4818" 4824" 4830" 4836" 4842" 4848" 4854" 4860" 4866" 4872" 4878" 4884" 4890" 4896" 4902" 4908" 4914" 4920" 4926" 4932" 4938" 4944" 4950" 4956" 4962" 4968" 4974" 4980" 4986" 4992" 4998" 5004" 5010" 5016" 5022" 5028" 5034" 5040" 5046" 5052" 5058" 5064" 5070" 5076" 5082" 5088" 5094" 5100" 5106" 5112" 5118" 5124" 5130" 5136" 5142" 5148" 5154" 5160" 5166" 5172" 5178" 5184" 5190" 5196" 5202" 5208" 5214" 5220" 5226" 5232" 5238" 5244" 5250" 5256" 5262" 5268" 5274" 5280" 5286" 5292" 5298" 5304" 5310" 5316" 5322" 5328" 5334" 5340" 5346" 5352" 5358" 5364" 5370" 5376" 5382" 5388" 5394" 5400" 5406" 5412" 5418" 5424" 5430" 5436" 5442" 5448" 5454" 5460" 5466" 5472" 5478" 5484" 5490" 5496" 5502" 5508" 5514" 5520" 5526" 5532" 5538" 5544" 5550" 5556" 5562" 5568" 5574" 5580" 5586" 5592" 5598" 5604" 5610" 5616" 5622" 5628" 5634" 5640" 5646" 5652" 5658" 5664" 5670" 5676" 5682" 5688" 5694" 5700" 5706" 5712" 5718" 5724" 5730" 5736" 5742" 5748" 5754" 5760" 5766" 5772" 5778" 5784" 5790" 5796" 5802" 5808" 5814" 5820" 5826" 5832" 5838" 5844" 5850" 5856" 5862" 5868" 5874" 5880" 5886" 5892" 5898" 5904" 5910" 5916" 5922" 5928" 5934" 5940" 5946" 5952" 5958" 5964" 5970" 5976" 5982" 5988" 5994" 6000" 6006" 6012" 6018" 6024" 6030" 6036" 6042" 6048" 6054" 6060" 6066" 6072" 6078" 6084" 6090" 6096" 6102" 6108" 6114" 6120" 6126" 6132" 6138" 6144" 6150" 6156" 6162" 6168" 6174" 6180" 6186" 6192" 6198" 6204" 6210" 6216" 6222" 6228" 6234" 6240" 6246" 6252" 6258" 6264" 6270" 6276" 6282" 6288" 6294" 6300" 6306" 6312" 6318" 6324" 6330" 6336" 6342" 6348" 6354" 6360" 6366" 6372" 6378" 6384" 6390" 6396" 6402" 6408" 6414" 6420" 6426" 6432" 6438" 6444" 6450" 6456" 6462" 6468" 6474" 6480" 6486" 6492" 6498" 6504" 6510" 6516" 6522" 6528" 6534" 6540" 6546" 6552" 6558" 6564" 6570" 6576" 6582" 6588" 6594" 6600" 6606" 6612" 6618" 6624" 6630" 6636" 6642" 6648" 6654" 6660" 6666" 6672" 6678" 6684" 6690" 6696" 6702" 6708" 6714" 6720" 6726" 6732" 6738" 6744" 6750" 6756" 6762" 6768" 6774" 6780" 6786" 6792" 6798" 6804" 6810" 6816" 6822" 6828" 6834" 6840" 6846" 6852" 6858" 6864" 6870" 6876" 6882" 6888" 6894" 6900" 6906" 6912" 6918" 6924" 6930" 6936" 6942" 6948" 6954" 6960" 6966" 6972" 6978" 6984" 6990" 6996" 7002" 7008" 7014" 7020" 7026" 7032" 7038" 7044" 7050" 7056" 7062" 7068" 7074" 7080" 7086" 7092" 7098" 7104" 7110" 7116" 7122" 7128" 7134" 7140" 7146" 7152" 7158" 7164" 7170" 7176" 7182" 7188" 7194" 7200" 7206" 7212" 7218" 7224" 7230" 7236" 7242" 7248" 7254" 7260" 7266" 7272" 7278" 7284" 7290" 7296" 7302" 7308" 7314" 7320" 7326" 7332" 7338" 7344" 7350" 7356" 7362" 7368" 7374" 7380" 7386" 7392" 7398" 7404" 7410" 7416" 7422" 7428" 7434" 7440" 7446" 7452" 7458" 7464" 7470" 7476" 7482" 7488" 7494" 7500" 7506" 7512" 7518" 7524" 7530" 7536" 7542" 7548" 7554" 7560" 7566" 7572" 7578" 7584" 7590" 7596" 7602" 7608" 7614" 7620" 7626" 7632" 7638" 7644" 7650" 7656" 7662" 7668" 7674" 7680" 7686" 7692" 7698" 7704" 7710" 7716" 7722" 7728" 7734" 7740" 7746" 7752" 7758" 7764" 7770" 7776" 7782" 7788" 7794" 7800" 7806" 7812" 7818" 7824" 7830" 7836" 7842" 7848" 7854" 7860" 7866" 7872" 7878" 7884" 7890" 7896" 7902" 7908" 7914" 7920" 7926" 7932" 7938" 7944" 7950" 7956" 7962" 7968" 7974" 7980" 7986" 7992" 7998" 8004" 8010" 8016" 8022" 8028" 8034" 8040" 8046" 8052" 8058" 8064" 8070" 8076" 8082" 8088" 8094" 8100" 8106" 8112" 8118" 8124" 8130" 8136" 8142" 8148" 8154" 8160" 8166" 8172" 8178" 8184" 8190" 8196" 8202" 8208" 8214" 8220" 8226" 8232" 8238" 8244" 8250" 8256" 8262" 8268" 8274" 8280" 8286" 8292" 8298" 8304" 8310" 8316" 8322" 8328" 8334" 8340" 8346" 8352" 8358" 8364" 8370" 8376" 8382" 8388" 8394" 8400" 8406" 8412" 8418" 8424" 8430" 8436" 8442" 8448" 8454" 8460" 8466" 8472" 8478" 8484" 8490" 8496" 8502" 8508" 8514" 8520" 8526" 8532" 8538" 8544" 8550" 8556" 8562" 8568" 8574" 8580" 8586" 8592" 8598" 8604" 8610" 8616" 8622" 8628" 8634" 8640" 8646" 8652" 8658" 8664" 8670" 8676" 8682" 8688" 8694" 8700" 8706" 8712" 8718" 8724" 8730" 8736" 8742" 8748" 8754" 8760" 8766" 8772" 8778" 8784" 8790" 8796" 8802" 8808" 8814" 8820" 8826" 8832" 8838" 8844" 8850" 8856" 8862" 8868" 8874" 8880" 8886" 8892" 8898" 8904" 8910" 8916" 8922" 8928" 8934" 8940" 8946" 8952" 8958" 8964" 8970" 8976" 8982" 8988" 8994" 9000" 9006" 9012" 9018" 9024" 9030" 9036" 9042" 9048" 9054" 9060" 9066" 9072" 9078" 9084" 9090" 9096" 9102" 9108" 9114" 9120" 9126" 9132" 9138" 9144" 9150" 9156" 9162" 9168" 9174" 9180" 9186" 9192" 9198" 9204" 9210" 9216" 9222" 9228" 9234" 9240" 9246" 9252" 9258" 9264" 9270" 9276" 9282" 9288" 9294" 9300" 9306" 9312" 9318" 9324" 9330" 9336" 9342" 9348" 9354" 9360" 9366" 9372" 9378" 9384" 9390" 9396" 9402" 9408" 9414" 9420" 9426" 9432" 9438" 9444" 9450" 9456" 9462" 9468" 9474" 9480" 9486" 9492" 9498" 9504" 9510" 9516" 9522" 9528" 9534" 9540" 9546" 9552" 9558" 9564" 9570" 9576" 9582" 9588" 9594" 9600" 9606" 9612" 9618" 9624" 9630" 9636" 9642" 9648" 9654" 9660" 9666" 9672" 9678" 9684" 9690" 9696" 9702" 9708" 9714" 9720" 9726" 9732" 9738" 9744" 9750" 9756" 9762" 9768" 9774" 9780" 9786" 9792" 9798" 9804" 9810" 9816" 9822" 9828" 9834" 9840" 9846" 9852" 9858" 9864" 9870" 9876" 9882" 9888" 9894" 9900" 9906" 9912" 9918" 9924" 9930" 9936" 9942" 9948" 9954" 9960" 9966" 9972" 9978" 9984" 9990" 9996" 10002" 10008" 10014" 10020" 10026" 10032" 10038" 10044" 10050" 10056" 10062" 10068" 10074" 10080" 10086" 10092" 10098" 10104" 10110" 10116" 10122" 10128" 10134" 10140" 10146" 10152" 10158" 10164" 10170" 10176" 10182" 10188" 10194" 10200" 10206" 10212" 10218" 10224" 10230" 10236" 10242" 10248" 10254" 10260" 10266" 10272" 10278" 10284" 10290" 10296" 10302" 10308" 10314" 10320" 10326" 10332" 10338" 10344" 10350" 10356" 10362" 10368" 10374" 10380" 10386" 10392" 10398" 10404" 10410" 10416" 10422" 10428" 10434" 10440" 10446" 10452" 10458" 10464" 10470" 10476" 10482" 10488" 10494" 10500" 10506" 10512" 10518" 10524" 10530" 10536" 10542" 10548" 10554" 10560" 10566" 10572" 10578" 10584" 10590" 10596" 10602" 10608" 10614" 10620" 10626" 10632" 10638" 10644" 10650" 10656" 10662" 10668" 10674" 10680" 10686" 10692" 10698" 10704" 10710" 10716" 10722" 10728" 10734" 10740" 10746" 10752" 10758" 10764" 10770" 10776" 10782" 10788" 10794" 10800" 10806" 10812" 10818" 10824" 10830" 10836" 10842" 10848" 10854" 10860" 10866" 10872" 10878" 10884" 10890" 10896" 10902" 10908" 10914" 10920" 10926" 10932" 10938" 10944" 10950" 10956" 10962" 10968" 10974" 10980" 10986" 10992" 10998" 11004" 11010" 11016" 11022" 11028" 11034" 11040" 11046" 11052" 11058" 11064" 11070" 11076" 11082" 11088" 11094" 11100" 11106" 11112" 11118" 11124" 11130" 11136" 11142" 11148" 11154" 11160" 11166" 11172" 11178" 11184" 11190" 11196" 11202" 11208" 11214" 11220" 11226" 11232" 11238" 11244" 11250" 11256" 11262" 11268" 11274" 11280" 11286" 11292" 11298" 11304" 11310" 11316" 11322" 11328" 11334" 11340" 11346" 11352" 11358" 11364" 11370" 11376" 11382" 11388" 11394" 11400" 11406" 11412" 11418" 11424" 11430" 11436" 11442" 11448" 11454" 11460" 11466" 11472" 11478" 11484" 11490" 11496" 11502" 11508" 11514" 11520" 11526" 11532" 11538" 11544" 11550" 11556" 11562" 11568" 11574" 11580" 11586" 11592" 11598" 11604" 11610" 11616" 11622" 11628" 11634" 11640" 11646" 11652" 11658" 11664" 11670" 11676" 11682" 11688" 11694" 11700" 11706" 11712" 11718" 11724" 11730" 11736" 11742" 11748" 11754" 11760" 11766" 11772" 11778" 11784" 11790" 11796" 11802" 11808" 11814" 11820" 11826" 11832" 11838" 11844" 11850" 11856" 11862" 11868" 11874" 11880" 11886" 11892" 11898" 11904" 11910" 11916" 11922" 11928" 11934" 11940" 11946" 11952" 11958" 11964" 11970" 11976" 11982" 11988" 11994" 12000" 12006"